

Foreward

ASBESTOS SURVEY REPORT FOR BARNES JUNIOR SCHOOL, MOUNT ROAD, SUNDERLAND, SR4 7QF.

I have enclosed for your information and retention the most recent asbestos survey (Management) which applies to the property stated above. The purpose of the survey is to identify as far as possible, the materials containing asbestos fibres in your property.

The attached report is divided in sections so as to give as much information as possible, a basic reference section for use by premises managers and a more detailed report for use by contractors on site etc.

Plan of the Building and Sample Locations

This contains a plan of the building and identifies where asbestos samples have been taken from.

Photographs of Areas Sampled

This section contains photographs of all the areas where samples were taken. These photographs can be used when carrying out the periodic inspections to see if there has been any change or deterioration in its condition.

Survey Information

This section contains the survey information as printed from the central database held at Land and Property. It describes the type of asbestos present, its location, condition etc. Contractors should be shown this section along with the others when they are shown the register prior to starting any work.

Priority Risk Assessments

This section contains assessments which have been created using information from the survey and information on your property. This assessment helps to determine how often periodic checks on any asbestos need to be carried out by your Samo.

5 Simple Steps to Asbestos Management

This section details procedures for managing asbestos in your property. It gives guidance on the register, the inspections, any planned work and what to do when contractors arrive on site.

Commonly asked Questions

This section covers questions most commonly asked and can be referred to as/when the need arises.

The building has been surveyed as comprehensively as possible, all potentially fibrous materials have been examined and where necessary analysed by

competent UKAS accredited analysts and the findings of both recorded in the report.

This report is an important document and must be referred to before any building works are carried out. The report must be kept with your handbook and the checklists completed on a regular basis. You will be reminded when your specific checklists are due for submission.

Information for Employees Working in Premises where Asbestos Containing Materials Exist.

Asbestos is made up of fibrous materials, which are flexible, mechanically strong and resistant to stretching, heat and chemicals. As a consequence asbestos has been used extensively in buildings. Examples of asbestos containing materials found in buildings include exterior asbestos cement cladding; gutters and pipes; fireproof sprays on structural steel joists; insulation boards in service ducts and wall partitions; ceiling and floor tiles and pipe and boiler lagging.

Asbestos containing products can produce very small fibrous dust particles, which can not be seen by the naked eye. It is only when these fibres become airborne, due to damage, deterioration, disturbance etc, that there is a risk to health.

If asbestos is maintained in good condition and is not disturbed or damaged it does not pose a health risk.

The authority has a management system for ensuring that you are not exposed to asbestos containing materials that are in poor condition and may pose a health risk. This system is based on sound principals laid down by legislation and associated codes of practice and guidance.

It is not appropriate simply to remove all asbestos containing materials in buildings. Asbestos materials that are sound, undamaged and not releasing dust should be left alone. Any disturbance to such materials, however carefully controlled, will release fibres and be counter-productive.

Within the building you occupy, your department has nominated a Site Asbestos Monitoring Officer (SAMO). This individual is responsible for inspecting the asbestos containing materials to ensure they are not in a dangerous condition. Should you have any concerns about suspect materials within your premises you should contact the SAMO.

Restrictions on use, distribution and publication of the report

We accept no responsibility or liability for the consequences of this document being used for purpose other than for which it was commissioned.

To the extent that the document is based on the information available at the time of writing, Sunderland City Council accepts no liability for any consequences should this report be used for any other purpose

If you require any further information regarding the report or its application please contact Caroline Bage, Asbestos Manager on Tel: 07557938966.

Yours sincerely,

Neil Guthrie
Director of Development and Property

Sunderland
City Council

Sunderland City Council

*Control of Asbestos
Regulations 2012*

Asbestos Register for

**Barnes Junior School, Mount Road, Sunderland,
SR4 7QF**



UPRN: - 428662

TF Ref:

Location of register:-

Premises Manager / Samo: - Tenant

Date: 24 June 2025

Contact Numbers List: -

Caroline Bage Asbestos Manager – 07557 938966

Contents

	<u>Section</u>
• Plan of building and sample locations	1
• Photographs of areas sampled	2
• Survey information	3
• Asbestos Management Plan, Priority Assessments,	4
• Contacts Form, Code of Practice	4
• 5 Simple Steps of Asbestos Management	5
• Commonly asked questions	6

Appendices

• Form 1 – Visitor Register	7
• Form 2 – Periodic Return Checklist and Schedule	8
• Form 3 – Works Notification Form	9
• Form 4 – Registration of All Disturbances	10
• Form 5 – Training Records	11

Plan of Building and Samples Location

- (Item 1) Ref: 428662-15 – Bitumen adhesive below parquet flooring (-1/006 Classroom) – No Risk
- (Item 2) 22-45856-15 (428662-16) – Panel to ceiling (-1/006 Classroom void above) – No Risk
- (Item 3) Ref: As 428662-15 – Bitumen adhesive below parquet flooring (-1/008 Toilet) – No Risk
- (Item 4) **Ref: Presumed – Undercroft (-1/012 Boiler Room) – Medium Risk**
- (Item 5) Ref: 428662-9 – Debris to walls (behind paint) (-1/012 Boiler Room) – No Risk
- (Item 6) Ref: 428662-13 – Debris to floor (-1/012 Boiler Room) – No Risk
- (Item 7) Ref: 428662-14 – Pipework flange gasket (-1/012 Boiler Room) – No Risk
- (Item 8) **Ref: Presumed – Undercroft (-1/013 Store) – Medium Risk**
- (Item 9) Ref: 428662-7 - Debris to walls (behind paint) (-1/013 Store) – No Risk
- (Item 10) Ref: 428662-8 – General debris to floor (-1/013 Store) – No Risk
- (Item 11) *Ref: As 428662-2 – Panel above door (0/006 Hall) – Removed December 2022*
- (Item 12) Ref: 428662-3 – Ceiling (0/006 Hall) – No Risk
- (Item 13) Ref: 428662-1 – Ceiling (0/010 Toilet) – No Risk
- (Item 14) *Ref: 428662-2 – Panel above door (0/012 Corridor) – Removed December 2022*
- (Item 15) Ref: 428662-4 – Pipework flange gasket (0/017 Hall store) – No Risk
- (Item 16) Ref: As 428662-4 – Pipework flange gasket within boxing (0/018 Corridor and Stairs) – No Risk
- (Item 17) *Ref: As 428662-2 – Panel above door (0/023 Corridor) – Removed December 2022*
- (Item 18) Ref: 428662-5 – Sub floor covering below carpet adjacent fireplace (0.5/002 Deputy headteachers office) – No Risk
- (Item 19) Ref: 428662-10 – Remnant sealant to window (1/002 toilet and cloakroom void above) – No Risk
- (Item 20) Ref: As 428662-11 – Sink pad (1/003 cloakroom) – No Risk
- (Item 21) Ref: As 428662-11 – Sink pad (1/005 Classroom) – No Risk
- (Item 22) Ref: As 428662-10 – Remnant sealant to window (1/006 toilet and cloakroom void above) – No Risk
- (Item 23) Ref: 428662-12 – Gasket to redundant water tanks (1/006 toilet and cloakroom void above) – No Risk
- (Item 24) Ref: As 428662-11 – Sink pad (1/010 Classroom) – No Risk
- (Item 25) Ref: As 428662-11 – Sink pad (1/015 Classroom) – No Risk
- (Item 26) Ref: As 428662-11 – Sink pad (1/017 Classroom) – No Risk
- (Item 27) Ref: 428662-6 – Loose lying gasket adjacent to hatch (2/014 loft void) – No Risk
- (Item 28) Ref: 428662-17 – Damp proof course (External) – No Risk
- (Item 29) Ref: 428662-18 – Putty to window frames (External) - No Risk
- (Item 30) Ref: 428662-19 – Roof tile to low level roof to external stairs (External) – No Risk

- (Item 31) 21-37468-1 – Floor (rear of parkay flooring) and bitumen (Area 1/Classroom) – No Risk
- (Item 32) 21-37468-2 – Floor, stair nosing and bitumen (Area 1/Classroom) - No Risk
- (Item 33) 21-37468-2 – Floor, stair nosing and bitumen (Area 3/Fire exit hall way) - No Risk
- (Item 34) 21-37468-1 – Floor (rear of parkay flooring) and bitumen (Area 4/Kitchen) – No Risk
- (Item 35) 22-45856-8 – Floor, Asphalt (bitumen) (Area 0/0.004 Reception Store) – No Risk
- (Item 36) 22-45856-10 – Window, Sash window cords (Area 0/0.007 Classroom 4CS) – No Risk
- (Item 37) **Presumed – Cable wrap within mains cupboard (Area 0/0.012 Circulation) – Very Low Risk**
- (Item 38) 22-45856-10 – Window, Sash window cords (Area 0/0.015 Classroom 4RH) – No Risk
- (Item 39) 22-45856-10 – Window, Sash window cords (Area 0/0.016 Temporary catering room) – No Risk
- (Item 40) 22-45856-13 – Pipe Flange Gasket (Area 0/0.018 Fire Exit Lobby) – No Risk
- (Item 41) 22-45856-10 – Window, Sash window cords (Area 0/0.019 Staff Room) – No Risk
- (Item 42) 22-45856-10 – Window, Sash window cords (Area 0/0.02 Classroom 3KA) – No Risk
- (Item 43) 22-45856-10 – Window, Sash window cords (Area 0/0.022 Classroom 3AW) – No Risk
- (Item 44) 22-45856-10 – Window, Sash window cords (Area 0/0.023 Circulation 2) – No Risk
- (Item 45) 22-45856-14 – Floor tiles & adhesive (Area 0/0.023 Circulation 2) – No Risk
- (Item 46) *22-45856-23 – Bitumen covering to flat roof by parapet wall to mezzanines (External) – Removed January 2023*
- (Item 47) 22-45856-29 – Downpipes, mastic infill to knuckles (External) – No Risk
- (Item 48) 22-45856-29 – Downpipes, mastic infill to knuckles (External) – No Risk
- (Item 49) 22-45856-1 – Floor, remnant adhesive beneath modern screed (Area 1/1.001 WC & Lobby) – No Risk
- (Item 50) 22-45856-2 – Ceiling, textured coating to lath & plaster ceiling (Area 1/1.002 WC) – No Risk
- (Item 51) **22-45856-3 – Gaskets to redundant water tank (Area 1/1.002 WC) – Low Risk**
- (Item 52) 22-45856-7 – Walls, ceramic tiles adhesive (Area 1/1.002 WC) – No Risk
- (Item 53) 22-45856-5 – Vessels, sealant to hex nuts on redundant water tanks (Area 1/1.006 WC) – No Risk
- (Item 54) 22-45856-7 – Walls, ceramic tiles adhesive (Area 1/1.006 WC) – No Risk
- (Item 55) 22-45856-10 – Window, Sash window cords (Area 1/1.01 Classroom 6GW) – No Risk

- (Item 56) 22-45856-10 – Window, Sash window cords (Area 1/1.012 Landing & Stairs) – No Risk
- (Item 57) 22-45856-10 – Window, Sash window cords (Area 1/1.014 Classroom – IT Suite) – No Risk
- (Item 58) 22-45856-10 – Window, Sash window cords (Area 1/1.015 Classroom 5CQ) – No Risk
- (Item 59) 22-45856-10 – Window, Sash window cords (Area 1/1.017 Classroom 5TA) – No Risk
- (Item 60) 22-45856-30 – Loose lying felt (Area 2/2.09 Loft 9) – No Risk
- (Item 61) 22-45856-6 – Loose lying plaster and possible textured coating (Area 2/2.014 Loft 14) – No Risk
- (Item 62) 22-45856-16 – Bitumen adhesive beneath modern vinyl flooring and screed (Area -1/-1.007 Kitchen) – No Risk
- (Item 63) 22-45856-17 – Coating to concrete floor (Area -1/-1.009 Storage Area) – No Risk
- (Item 64) *NZ000384/003 - Debris/Residue To pipework penetrations adjacent chimney stack (Ground Floor, Cupboard, G.001) – Removed August 2023*
- (Item 65) *NZ000385/004 - Debris/Residue To floor and unlagged pipes (Ground Floor, Cupboard, G.001) – Removed August 2023*

Survey J122545 refers to the hall flooring. No samples were taken as no materials that contain asbestos were identified.

Please note the survey carried out was non-intrusive. Should major refurbishment be planned for the property, further investigation will be required.

Photographs of Areas Sampled

Item 1 Ref: 428662-15



The bitumen adhesive below
parquet flooring in -1/006
Classroom does not contain
asbestos.

Item 2 Ref: 22-45856-15



The panel to ceiling in -1/006
Classroom – wraparound care
was tested by Pattinsons and
found to not contain asbestos.

*(Previously tested by Lucion ref:
428662-16)*

Item 3 Ref: As 428662-15



The bitumen adhesive below
parquet flooring in -1/008
Toilet does not contain
asbestos.

Photographs of Areas Sampled (Cont)

Item 4 Ref: Presumed



The undercroft in -1/012 Boiler Room is presumed to contain asbestos.

Any change in its appearance should be recorded and passed to Property Services

Item 5 Ref: 428662-9



The debris to walls (behind paint) in -1/012 Boiler Room does not contain asbestos.

Item 6 Ref: 428662-13



The debris to floor in -1/012 Boiler Room does not contain asbestos.

Photographs of Areas Sampled (Cont)

Item 7 Ref: 428662-14



The pipework flange gasket in -1/012 Boiler Room does not contain asbestos.

Item 8 Ref: Presumed



The undercroft in -1/013 Store is presumed to contain asbestos.

Any change in its appearance should be recorded and passed to Property Services

Item 9 Ref: 428662-7



The debris to walls (behind paint) in -1/013 Store does not contain asbestos.

Photographs of Areas Sampled (Cont)

Item 10 Ref: 428662-8



The general debris to floor in -
1/013 Store does not contain
asbestos.

Item 11 Ref: As 428662-2



The panel above door in 0/006
Hall contains asbestos.

Removed December 2022

Item 12 Ref: 428662-3



The ceiling in 0/006 Hall does
not contain asbestos.

Photographs of Areas Sampled (Cont)

Item 13 Ref: 428662-1



The ceiling in 0/010 Toilet does not contain asbestos.

Item 14 Ref: 428662-2



The panel above door in 0/012 Corridor contains asbestos.

Removed December 2022

Item 15 Ref: 428662-4



The pipework flange gasket in 0/017 Hall store does not contain asbestos.


Photographs of Areas Sampled (Cont)

Item 16 Ref: As 428662-4



The pipework flange gasket within boxing in 0/018 Corridor and Stairs does not contain asbestos.

Item 17 Ref: As 428662-2



The panel above door in 0/023 Corridor contains asbestos.

Removed December 2022

Item 18 Ref: 428662-5



The sub floor covering below carpet adjacent fireplace in 0.5/002 Deputy headteachers office does not contain asbestos.

Photographs of Areas Sampled (Cont)

Item 19 Ref: 428662-10



The remnant sealant to window in 1/002 toilet and cloakroom void above does not contain asbestos.

Item 20 Ref: As 428662-11



The sink pad in 1/003 cloakroom does not contain asbestos.

Item 21 Ref: As 428662-11



The sink pad in 1/005 cloakroom does not contain asbestos.

Photographs of Areas Sampled (Cont)

Item 22 Ref: As 428662-10



The remnant sealant to window in 1/006 toilet and cloakroom void above does not contain asbestos.

Item 23 Ref: 428662-12



The gasket to redundant water tanks in 1/006 toilet and cloakroom void above does not contain asbestos.

Item 24 Ref: As 428662-11



The sink pad in 1/010 classroom does not contain asbestos.

Photographs of Areas Sampled (Cont)

Item 25 Ref: As 428662-11



The sink pad in 1/015 classroom does not contain asbestos.

Item 26 Ref: As 428662-11



The sink pad in 1/017 classroom does not contain asbestos.

Item 27 Ref: 428662-6



The loose lying gasket adjacent to hatch in 2/014 loft void does not contain asbestos.

Photographs of Areas Sampled (Cont)

Item 28 Ref: 428662-17



The damp proof course
(External) does not contain
asbestos.

Item 29 Ref: 428662-18



The putty to window frames
(External) does not contain
asbestos.

Item 30 Ref: 428662-19



The roof tile to low level roof
to external stairs (External)
does not contain asbestos.


Photographs of Areas Sampled (Cont)

Item 31 Ref: 21-37468-1



The floor - rear of parkay flooring (bitumen) in Area 1 (Classroom) does not contain asbestos.

Item 32 Ref: 21-37468-2



The Floor – stair nosing (bitumen) in Area 1 (Classroom) does not contain asbestos.

Item 33 Ref: 2-37468-2



The Floor – stair nosing (bitumen) in Area 3 (Fire exit hall way) does not contain asbestos.


Photographs of Areas Sampled (Cont)

Item 34 Ref: 21-37468-1




The floor - rear of parkay flooring (bitumen) in Area 1 (Classroom) does not contain asbestos.

Item 35 Ref: 22-45856-8



The floor – asphalt in Area 0/0.004 Reception Store does not contain asbestos.

Item 36 Ref: 22-45856-10



The sash window cords in Area 0/0.007 Classroom 4CS does not contain asbestos.

Photographs of Areas Sampled (Cont)


Item 37 Ref: 22-45856-12P



The cable wrap within mains cupboard in Area 0/0.012 Circulation is presumed to contain asbestos.


Any change in its appearance should be recorded and passed to Property Services

Item 38 Ref: 22-45856-10



The sash window cords in Area 0/0.015 Classroom 4RH does not contain asbestos.

Item 39 Ref: 22-45856-10



The sash window cords in Area 0/0.016 Temporary catering room does not contain asbestos.


Photographs of Areas Sampled (Cont)

Item 40 Ref: 22-45856-13




The pipe flange gasket in Area 0/0.018 Fire Exit lobby does not contain asbestos.

Item 41 Ref: 22-45856-10



The sash window cords in Area 0/0.019 Staff Room does not contain asbestos.

Item 42 Ref: 22-45856-10



The sash window cords in Area 0/0.02 Classroom 3KA does not contain asbestos.


Photographs of Areas Sampled (Cont)

Item 43 Ref: 22-45856-10



The sash window cords in Area 0/0.022 Classroom 3AW does not contain asbestos.

Item 44 Ref: 22-45856-10



The sash window cords in Area 0/0.023 Circulation 2 does not contain asbestos.

Item 45 Ref: 22-45856-14



The tiles & adhesive to the floor in Area 0/0.023 Circulation 2 does not contain asbestos.

Photographs of Areas Sampled (Cont)

Item 46 Ref: 22-45856-23



The bitumen covering to flat roof by parapet wall to mezzanines (External) contains asbestos.

Removed January 2023

Item 47 Ref: 22-45856-29



The mastic infill to knuckles on metal down pipes (External) does not contain asbestos.

Item 48 Ref: 22-45856-29



The mastic infill to knuckles on metal down pipes (External) does not contain asbestos.

Photographs of Areas Sampled (Cont)

Item 49 Ref: 22-45856-1




The remnant adhesive beneath modern screed in Area 1/1.001 WC & lobby does not contain asbestos.

Item 50 Ref: 22-45856-2



The possible textured coating to lath and plaster ceiling in Area 1/1.002 WC does not contain asbestos.

Item 51 Ref: 22-45856-3



The gaskets to redundant water tank in Area 1/1.002 WC contains asbestos.

Any change in its appearance should be recorded and passed to Property Services

Photographs of Areas Sampled (Cont)

Item 52 Ref: 22-45856-7




The ceramic wall tiles adhesive in Area 1/1.002 WC does not contain asbestos.

Item 53 Ref: 22-45856-5



The sealant to hex nuts on redundant water tanks in Area 1/1.006 WC does not contain asbestos.

Item 54 Ref: 22-45856-7



The ceramic wall tiles adhesive in Area 1/1.006 WC does not contain asbestos.


Photographs of Areas Sampled (Cont)

Item 55 Ref: 22-45856-10




The sash window cords in Area 1/1.01 Classroom 6GW does not contain asbestos.

Item 56 Ref: 22-45856-10



The sash window cords in Area 1/1.012 Landing and Stairs does not contain asbestos.

Item 57 Ref: 22-45856-7



The sash window cords in Area 1/1.014 Classroom – IT Suite does not contain asbestos.


Photographs of Areas Sampled (Cont)

Item 58 Ref: 22-45856-10



The sash window cords in Area 1/1.015 Classroom 5CQ does not contain asbestos.

Item 59 Ref: 22-45856-10



The sash window cords in Area 1/1.017 Classroom 5TA does not contain asbestos.

Item 60 Ref: 22-45856-30



The loose lying felt in Area 2/2.009 Loft 9 does not contain asbestos.

Photographs of Areas Sampled (Cont)

Item 61 Ref: 22-45856-6



The loose lying plaster and possible textured coating in Area 2/2.014 Loft 14 does not contain asbestos.

Item 62 Ref: 22-45856-16



The bitumen adhesive beneath modern vinyl flooring and screed in Area -1/-1.007 Kitchen does not contain asbestos.

Item 63 Ref: 22-45856-17



The coating to concrete floor in Area -1/-1.009 Storage Areas does not contain asbestos.

Photographs of Areas Sampled (Cont)

Item 64 Ref: NZ000384/003



The debris/residue to pipework penetrations adjacent chimney stack, Ground Floor, Cupboard, G.001 contains asbestos.

Removed August 2023

Item 65 Ref: NZ000385/004



The debris/residue to floor and unlagged pipes Ground Floor, Cupboard, G.001 contains asbestos.

Removed August 2023

Five Simple Steps to Asbestos Management

Each property has a nominated site asbestos monitoring officer (SAMO). The SAMO is responsible for maintaining this register and ensuring all necessary personnel are aware of the register including all maintenance, construction and service installers; undertaking periodic inspections and liaising with the Departmental Asbestos Co-ordinator and the Asbestos Manager in Property Services as necessary.

The SAMO's role is very important but this guide is hoped to ensure the requirements are easy and simple to follow.

Step 1 – Receiving the Register

The SAMO is the tenant.

And the person is responsible for the register, where it is located and that it is kept up to date.

The register contains a plan of the premises and a photographic schedule of where the asbestos is and what risk is associated.

The SAMO must make all employees aware of the locations and should let any contractors entering the building view the register before any work is started.

Step 2 – Periodic Inspections

The SAMO must look at the locations photographed and compare the asbestos now to when the photograph was taken and complete the checklist attached (Form 2).

The checklists are to be completed periodically in accordance with the schedule attached.

Should the SAMO come across some asbestos which has been disturbed, whether during refurbishment works or during the normal course of wear and tear, they should complete Form 4 as far as possible and contact Property Services for advice and remedial action.

In the meantime, they should ensure that access to the area containing the disturbed or damaged asbestos is prohibited until Property Services has made recommendations.

Step 3 – Planned Work

All planned works that may disturb or danger any asbestos indicated, should be reported to Property Services using form 3 at least 21 days before the work is due to commence.

Step 4 – Contractors on Site

If a contractor arrives on site, the SAMO must :

- a. Make sure they read/view the register
- b. Get contractor to sign register to say he has read it (Form1).
- c. Get confirmation from the contractor that proposed works will not disturb any asbestos areas.
- d. If area is disturbed that was not identified in Register, advise Property Services immediately and complete Form 4.

Step 5 – Monitoring the Register

On completion of work get contractor to sign to say they didn't disturb any areas.

If alterations have occurred details should be forwarded to Property Services.

If you, as SAMO, are to leave your post, please notify your Departmental Co-ordinator to appoint another person and notify Property Services and the front of your register.

In the event of an exposure of asbestos, please refer to your site specific emergency procedures. However, as a minimum:

- Seal the area off completely. (Lock the area off if possible and post a notice on the door, "No access - Contact ")
- If there is any air movement systems within the premises, shut it off.
- Contact the Asbestos Manager on 07557938966 immediately. Who will arrange for any remedial works / air monitoring.
- Start to complete the "Registration of Disturbances" form, which is in your register (Section 10 in the new style register).

Once the remedial works have been carried out and a clear air test certificate has been issued. Access to the area can be re-opened.

In the event that you are unable to contact the Asbestos Manager, please contact the Civic Centre on 520 5555 and ask for assistance from a building surveyor. Out of hours ring the City Alarm and Emergency Control room on 553 1999.

Central Safety can be contacted on 561 2311.

In the event of a fire (or drill), the asbestos register must be taken outside to show the emergency services.

Commonly Asked Questions.

- **How often should SAMO's undertake inspections of asbestos containing materials?**
The Asbestos Manager will inform the SAMO of how often the inspections should be undertaken.
- **What should a SAMO do if the asbestos containing materials are disturbed or damaged?**
The SAMO should prohibit access to the areas until the Asbestos Manager in Property Services has been contacted and given recommendations.
- **Can employees put up decorations onto asbestos containing materials?**
No decorations should be attached to asbestos containing materials. However, it is understood that some decoration is already attached to asbestos containing materials and these should be left in place.
- **Can a room with asbestos containing materials in the ceiling and wall be painted?**
Yes, as long as the material is not rubbed or sanded down, as this may result in the release of asbestos fibres.
- **Why isn't all asbestos containing materials removed from buildings?**
Because it is safer to leave asbestos containing materials in good condition in buildings. Removing the materials will result in a greater risk to health because of the consequential release of fibres.
- **When will asbestos containing material be removed from my building?**
Asbestos containing materials will be removed if work involves the disturbance of the material e.g. during the refurbishment or dismantling of part of the building or structure.
- **What should a SAMO do if he/she has had no training in use of the register?**
The SAMO should ring the Departmental Co-ordinator who will arrange training.

Form 2Inspection Schedule

Picture	Location	Risk	Inspection Frequency	Date of return
<i>Item 1</i>	<i>No asbestos</i>	<i>Is present</i>		
<i>Item 2</i>	<i>No asbestos</i>	<i>Is present</i>		
<i>Item 3</i>	<i>No asbestos</i>	<i>Is present</i>		
Item 4	Undercroft (-1/012 Boiler Room)	Medium Risk	3 monthly	22/09/2025
<i>Item 5</i>	<i>No asbestos</i>	<i>Is present</i>		
<i>Item 6</i>	<i>No asbestos</i>	<i>Is present</i>		
<i>Item 7</i>	<i>No asbestos</i>	<i>Is present</i>		
Item 8	Undercroft (-1/013 Store)	Medium Risk	3 monthly	22/09/2025
<i>Item 9</i>	<i>No asbestos</i>	<i>Is present</i>		
<i>Item 10</i>	<i>No asbestos</i>	<i>Is present</i>		
Item 11	Panel above door (0/006 Hall)	Low Risk	6 monthly	Removed December 2022
<i>Item 12</i>	<i>No asbestos</i>	<i>Is present</i>		
<i>Item 13</i>	<i>No asbestos</i>	<i>Is present</i>		
Item 14	Panel above door (0/012 Corridor)	Low Risk	6 monthly	Removed December 2022
<i>Item 15</i>	<i>No asbestos</i>	<i>Is present</i>		
<i>Item 16</i>	<i>No asbestos</i>	<i>Is present</i>		
Item 17	Panel above door (0/023 Corridor)	Low Risk	6 monthly	Removed December 2022
<i>Item 18</i>	<i>No asbestos</i>	<i>Is present</i>		
<i>Item 19</i>	<i>No asbestos</i>	<i>Is present</i>		
<i>Item 20</i>	<i>No asbestos</i>	<i>Is present</i>		
<i>Item 21</i>	<i>No asbestos</i>	<i>Is present</i>		
<i>Item 22</i>	<i>No asbestos</i>	<i>Is present</i>		
<i>Item 23</i>	<i>No asbestos</i>	<i>Is present</i>		
<i>Item 24</i>	<i>No asbestos</i>	<i>Is present</i>		
<i>Item 25</i>	<i>No asbestos</i>	<i>Is present</i>		
<i>Item 26</i>	<i>No asbestos</i>	<i>Is present</i>		
<i>Item 27</i>	<i>No asbestos</i>	<i>Is present</i>		
<i>Item 28</i>	<i>No asbestos</i>	<i>Is present</i>		

Item 29	No asbestos	Is present		
Item 30	No asbestos	Is present		
Item 31	No asbestos	Is present		
Item 32	No asbestos	Is present		
Item 33	No asbestos	Is present		
Item 34	No asbestos	Is present		
Item 35	No asbestos	Is present		
Item 36	No asbestos	Is present		
Item 37	Cable wrap (0.012 Circulation)	Very low Risk	12 Monthly	22/03/2026
Item 38	No asbestos	Is present		
Item 39	No asbestos	Is present		
Item 40	No asbestos	Is present		
Item 41	No asbestos	Is present		
Item 42	No asbestos	Is present		
Item 43	No asbestos	Is present		
Item 44	No asbestos	Is present		
Item 45	No asbestos	Is present		
Item 46	Bitumen roof covering (External)	Very low Risk	12 Monthly	Removed January 2023
Item 47	No asbestos	Is present		
Item 48	No asbestos	Is present		
Item 49	No asbestos	Is present		
Item 50	No asbestos	Is present		
Item 51	Gasket to redundant water tank (1.002 WC)	Low Risk	12 Monthly	22/03/2025 – school state unable to access
Item 52	No asbestos	Is present		
Item 53	No asbestos	Is present		
Item 54	No asbestos	Is present		
Item 55	No asbestos	Is present		
Item 56	No asbestos	Is present		
Item 57	No asbestos	Is present		
Item 58	No asbestos	Is present		
Item 59	No asbestos	Is present		

Item 60	No asbestos	Is present		
Item 61	No asbestos	Is present		
Item 62	No asbestos	Is present		
Item 63	No asbestos	Is present		
Item 64	Debris/Residue To pipework penetrations adjacent chimney stack (Ground Floor, Cupboard, G.001)	Low Risk	12 Monthly	Removed August 2023
Item 65	Debris/Residue To floor and unlagged pipes (Ground Floor, Cupboard, G.001)	Medium Risk	3 Monthly	Removed August 2023

Sunderland
City Council

Form 2

Periodic Return

School/Site	
Date of Inspection	
Inspection By (signature)	
Print Name	

Good Practice Guidance:

- Take photographs of ACMs for each inspection and store for future reference
- Compare previous photographs with current condition state to determine whether there has been any deterioration since the last inspection
- Replace missing/damaged asbestos labels/stickers

<u>Ref:</u>	<u>Condition</u> Same/change	<u>Action Required</u> Yes/No	<u>Comments</u>
-------------	---------------------------------	----------------------------------	-----------------

Sunderland
City Council

For Office Use Only

Actions Required	
Actions Completed	
Alterations to Register	