

Foreward

ASBESTOS SURVEY REPORT FOR MILL HILL PRIMARY SCHOOL,
DOXFORD PARK, SUNDERLAND SR3 2PJ.

I have enclosed for your information and retention the most recent asbestos survey (Management) which applies to the property stated above. The purpose of the survey is to identify as far as possible, the materials containing asbestos fibres in your property.

The attached report is divided in sections so as to give as much information as possible, a basic reference section for use by premises managers and a more detailed report for use by contractors on site etc.

Plan of the Building and Sample Locations

This contains a plan of the building and identifies where asbestos samples have been taken from.

Photographs of Areas Sampled

This section contains photographs of all the areas where samples were taken. These photographs can be used when carrying out the periodic inspections to see if there has been any change or deterioration in its condition.

Survey Information

This section contains the survey information as printed from the central database held at Land and Property. It describes the type of asbestos present, its location, condition etc. Contractors should be shown this section along with the others when they are shown the register prior to starting any work.

Priority Risk Assessments

This section contains assessments which have been created using information from the survey and information on your property. This assessment helps to determine how often periodic checks on any asbestos need to be carried out by your Samo.

5 Simple Steps to Asbestos Management

This section details procedures for managing asbestos in your property. It gives guidance on the register, the inspections, any planned work and what to do when contractors arrive on site.

Commonly asked Questions

This section covers questions most commonly asked and can be referred to as/when the need arises.

The building has been surveyed as comprehensively as possible, all potentially fibrous materials have been examined and where necessary analysed by competent UKAS accredited analysts and the findings of both recorded in the report.

This report is an important document and must be referred to before any building works are carried out. The report must be kept with your handbook and the checklists completed on a regular basis. You will be reminded when your specific checklists are due for submission.

Information for Employees Working in Premises where Asbestos Containing Materials Exist.

Asbestos is made up of fibrous materials, which are flexible, mechanically strong and resistant to stretching, heat and chemicals. As a consequence asbestos has been used extensively in buildings. Examples of asbestos containing materials found in buildings include exterior asbestos cement cladding; gutters and pipes; fireproof sprays on structural steel joists; insulation boards in service ducts and wall partitions; ceiling and floor tiles and pipe and boiler lagging.

Asbestos containing products can produce very small fibrous dust particles, which can not be seen by the naked eye. It is only when these fibres become airborne, due to damage, deterioration, disturbance etc, that there is a risk to health.

If asbestos is maintained in good condition and is not disturbed or damaged it does not pose a health risk.

The authority has a management system for ensuring that you are not exposed to asbestos containing materials that are in poor condition and may pose a health risk. This system is based on sound principals laid down by legislation and associated codes of practice and guidance.

It is not appropriate simply to remove all asbestos containing materials in buildings. Asbestos materials that are sound, undamaged and not releasing dust should be left alone. Any disturbance to such materials, however carefully controlled, will release fibres and be counter-productive.

Within the building you occupy, your department has nominated a Site Asbestos Monitoring Officer (SAMO). This individual is responsible for inspecting the asbestos containing materials to ensure they are not in a dangerous condition. Should you have any concerns about suspect materials within your premises you should contact the SAMO.

Restrictions on use, distribution and publication of the report

We accept no responsibility or liability for the consequences of this document being used for purpose other than for which it was commissioned.

To the extent that the document is based on the information available at the time of writing, Sunderland City Council accepts no liability for any consequences should this report be used for any other purpose

If you require any further information regarding the report or its application please contact Caroline Bage, Asbestos Manager on Tel: 07557 938966.

Yours sincerely,

Neil Guthrie
Director of Development and Property

Sunderland
City Council

Sunderland City Council

*Control of Asbestos
Regulations 2012*

Asbestos Register for

Mill Hill Primary School, Doxford Park, SR3 2PJ



UPRN: - 412662

TF Ref:

Location of register:-

Premises Manager / Samo: - Tenant

Date: 26 June 2026

Contact Numbers List: -

Caroline Bage Asbestos Manager – 07557 938966

Contents

	<u>Section</u>
• Plan of building and sample locations	1
• Photographs of areas sampled	2
• Survey information	3
• Asbestos Management Plan, Priority Assessments,	4
• Contacts Form, Code of Practice	4
• 5 Simple Steps of Asbestos Management	5
• Commonly asked questions	6

Appendices

• Form 1 – Visitor Register	7
• Form 2 – Periodic Return Checklist and Schedule	8
• Form 3 – Works Notification Form	9
• Form 4 – Registration of All Disturbances	10
• Form 5 – Training Records	11

Plan of Building and Samples Location

- (Item 1) Ref: As 412662-2 – Floor covering (0/001 Classroom) - No Risk
- (Item 2) Ref: As 412662-4 – Sink Pad (0/001 Classroom) – Very Low Risk
- (Item 3) Ref: As 412662-3 – Remnant screed beneath lino (0/001 Classroom) – Very Low Risk
- (Item 4) Ref: As 412662-2 – Floor covering (0/002 Classroom) - No Risk
- (Item 5) Ref: As 412662-4 – Sink Pad (0/002 Classroom) – Very Low Risk
- (Item 6) Ref: As 412662-3 – Remnant screed beneath lino (0/002 Classroom) – Very Low Risk
- (Item 7) Ref: As 412662-2 – Floor covering (0/003 Classroom) - No Risk
- (Item 8) Ref: As 412662-4 – Sink Pad (0/003 Classroom) – Very Low Risk
- (Item 9) Ref: As 412662-3 – Remnant screed beneath lino (0/003 Classroom) – Very Low Risk
- (Item 10) Ref: 412662-4 – Sink Pad (0/004 Classroom) – Very Low Risk
- (Item 11) Ref: As 412662-2 – Red lino floor covering below carpet (0/004 Classroom) – No Risk
- (Item 12) Ref: 412662- 5 – Floor covering below red lino adjacent convector heater (0/004 Classroom) – Very Low Risk
- (Item 13) Ref: As 412662-3 – Remnant screed beneath lino (0/004 Classroom) – Very Low Risk
- (Item 14) Ref: 412662-3 – Remnant bitumen adhesive below carpet (0/005 Library) – Very Low Risk
- (Item 15) Ref: As 412662-3 - Remnant bitumen adhesive below carpet (0/005a Library Store) – Very Low Risk
- (Item 16) Ref: 412662-2 – Subfloor (0/009 Corridor) – No Risk
- (Item 17) Ref: 412662-1 – Remnant bitumen adhesive below modern lino and remnant parquet flooring (0/10 Junior Dining Hall) – Very Low Risk
- (Item 18) Ref: 412662-15 – Floor covering (0/011b Stage) – No Risk
- (Item 19) Ref: 412662-16 – Remnant floor covering (0/12a Store) – Removed June 2020
- (Item 20) Ref: 412662-17 – Remnant adhesive to floor beneath screed (0/13 Classroom) – Very Low Risk
- (Item 21) Ref: Ref: As 412662- 16 – Remnant floor covering (0/13a Store) – Very Low Risk
- (Item 22) Ref: As 412662-18 – Remnant adhesive to floor beneath screed (0/23 Art Prep) – Very Low Risk
- (Item 23) Ref: As 412662-18 - Remnant adhesive to floor beneath screed (0/25 Classroom) – Very Low Risk
- (Item 24) Ref: As 412662-18 - Remnant adhesive to floor beneath screed (0/25a Classroom) – Very Low Risk
- (Item 25) Ref: 412662-19 – Remnant floor covering (0/25b Cupboard) – Very Low Risk
- (Item 26) Ref: As 412662-18 - Remnant adhesive to floor beneath screed (0/26 Classroom) – Very Low Risk
- (Item 27) Ref: As 412662-18 - Remnant adhesive to floor beneath screed (0/27 Classroom) – Very Low Risk

- (Item 28) Ref: 412662-18 - Remnant adhesive to floor beneath screed (0/28 Classroom) – Very Low Risk
- (Item 29) Ref: 412662-7 – Remnant bitumen adhesive below floor coverings (0/29 Corridor) – Very Low Risk
- (Item 30) Ref: 412662-6 – Pipework flange gasket (0/29a Store) – No Risk
- (Item 31) Ref: 412662-9 – Remnant bitumen adhesive below carpet (0/29c ICT Suite) – Very Low Risk
- (Item 32) Ref: 412662-8 – Packers to wood joists topside of metal beam (0/29c ICT Suite void above) – Very Low Risk
- (Item 33) Ref: 412662-10 – Subfloor covering below modern lino (0/29d Medical Room) – Very Low Risk
- (Item 34) Ref: As 412662-9 – Remnant bitumen adhesive below modern lino (0/29e Female WC) – Very Low Risk
- (Item 35) Ref: 412662-26 – Debris within high level horizontal boxing (0/30 Kitchen) – Low Risk
- (Item 36) Ref: 412662-20 – Lining within doors to 0/017a (0/30 Kitchen) – Removed July 2022
- (Item 37) Ref: 412662-27 – Pipework flange gaskets (0/30 Kitchen) – No Risk
- (Item 38) Ref: 412662-28 – Paint to underside of bench (0/30 Kitchen) – No Risk
- (Item 39) Ref: 412662-21 – Debris to boxing at former ceiling height (0/30 Kitchen void above) – Low Risk
- (Item 40) Ref: 412662-22 - Debris to former extractor hood framework at former ceiling height (0/30 Kitchen void above) – Low Risk
- (Item 41) Ref: 412662-23 – Debris to former ceiling battens (0/30 Kitchen void above) – Low Risk
- (Item 42) Ref: 412662-24 – Debris to skylight surround framework at former ceiling height (0/30 Kitchen void above) – Low Risk
- (Item 43) Ref: 412662-25 - Debris to perimeter walls at former ceiling height (0/30 Kitchen void above) – Low Risk
- (Item 44) Ref: 412662-30 – Debris to walls at former ceiling height (0/31 Office void above) – Low Risk
- (Item 45) Ref: 412662-31 – Debris to remnant ceiling battens (0/31 Office void above) – Low Risk
- (Item 46) Ref: 412662-32 – Debris to walls at former ceiling height (0/32 WC void above) – Low Risk
- (Item 47) Ref: 412662-33 – Debris to remnant ceiling battens (0/32 Wc void above) – Low Risk
- (Item 48) Ref: 412662-29 – Floor covering (0/32d Store) – No Risk
- (Item 49) Ref: 412662-34 – Pipework flange gasket (0/33 Boiler Room) – Low Risk
- (Item 50) Ref: 412662-35 – Encapsulated insulation debris to wall (South) (0/33 Boiler Room) – Low Risk
- (Item 51) Ref: 412662-36 – Encapsulated insulation debris to wall (East) (0/33 Boiler Room) – Low Risk
- (Item 52) Ref: 412662-37 – Encapsulated insulation debris to wall (West) (0/33 Boiler Room) – Low Risk
- (Item 53) Ref: 412662-38 - Encapsulated insulation debris to wall (North) (0/33 Boiler Room) – Low Risk

- (Item 54) Ref: 412662-39 – Debris to floor (0/33 Boiler Room) – Removed June 2020
- (Item 55) Ref: 412662-40 – Debris to original pipe hangers (0/33 Boiler Room) – Removed June 2020
- (Item 56) Ref: 412662-41 – Debris to original pipework flanges at low level (0/33 Boiler Room) – Removed June 2020
- (Item 57) Ref: 412662-42 – Debris to original gate valve at high level (0/33 Boiler Room) – Removed June 2020
- (Item 58) Ref: 412662-43 – Encapsulated debris to gas pipework adj walls (0/33 Boiler Room) – Low Risk
- (Item 59) Ref: 412662-44 – Encapsulated debris to downpipes (0/33 Boiler Room) – Low Risk
- (Item 60) Ref: 412662-45 – Debris to original pipework (0/33 Boiler Room) – Removed June 2020
- (Item 61) Ref: 412662-46 – Encapsulated debris to underside of roof (0/33 Boiler Room) – Low Risk
- (Item 62) Ref: 412662-47 – Debris to walls (0/33 Boiler Room tank room above) – Removed June 2020
- (Item 63) Ref: 412662-48 – Loose debris to beams (0/33 Boiler Room tank room above) – Removed June 2020
- (Item 64) Ref: 412662-49 – Debris to floor (0/33 Boiler Room tank room above) – No Risk
- (Item 65) Ref: 412662-50 – Debris to pipe redundant hanger (0/33 Boiler Room tank room above) – Removed June 2020
- (Item 66) Ref: 412662-53 – Debris to underside of roof (0/33 Boiler Room tank room above) – Removed June 2020
- (Item 67) Ref: 412662-54 – Debris to tank plinth (0/33 Boiler Room tank room above) – Removed June 2020
- (Item 68) Ref: 412662-55 – Debris to loose lying pipe hangers (0/33 Boiler Room tank room above) – Removed June 2020
- (Item 69) Ref: 412662-56 – Gasket to fibreglass tank (0/33 Boiler Room tank room above) – No Risk
- (Item 70) Ref: As 412662-2 – Sub floor covering below carpet (0/37 Classroom) – No Risk
- (Item 71) Ref: As 412662-9 – Remnant screed beneath lino (0/37 Classroom) – Very Low Risk
- (Item 72) Ref: As 412662-11 - Sink pad (0/37 Classroom) – Very Low Risk
Removed awaiting wcn from Rhodar
- (Item 73) Ref: As 412622-9 – Remnant screed beneath lino (0/38 Classroom) – Very Low Risk
- (Item 74) Ref: As 412662-2 – Sub floor covering below carpet (0/38 Classroom) – No Risk
- (Item 75) Ref: As 412662-11 – Sink pad (0/38 Classroom) – Very Low Risk
- (Item 76) Ref: As 412662-11 – Sink pad (0/39 Classroom) – Very Low Risk
- (Item 77) Ref: As 412662-2 – Sub floor covering below carpet (0/39 Classroom) -No Risk
- (Item 78) Ref: As 412662-9 – Remnant screed beneath lino (0/39 Classroom) – Very Low Risk

- (Item 79) Ref: 412662-11 – Sink pad (0/40 Classroom) – Very Low Risk
- (Item 80) Ref: As 412662-2 – Sub floor covering below carpet (0/40 Classroom) – No Risk
- (Item 81) Ref: As 412662-9 – Remnant screed beneath lino (0/40 Classroom) – Very Low Risk
- (Item 82) Ref: 412662-12 – Floor covering (0/41b Corridor Store) – Very low Risk
- (Item 83) Ref: As 412662-14 – Screed to floor below carpet (0/42 Entrance Lobby) – No Risk
- (Item 84) Ref: As 412662-14 – Screed to floor below modern lino and modern screed (0/42a Disabled WC) – No Risk
- (Item 85) Ref: As 412662-14 – Screed to floor below modern lino and modern screed (0/42b Male Staff WC) – No Risk
- (Item 86) Ref: 412662-13 – Sub floor covering below carpet adjacent location 0/29 (0/43 Corridor) -Very Low Risk
- (Item 87) Ref: 412662-14 – Screed to floor below carpet (0/43 Corridor) – No Risk
- (Item 88) Ref: As 412662-51 – Screed to floor below carpet (0/44 Corridor) – No Risk
- (Item 89) Ref: As 412662-14 – Screed to floor below modern lino (0/45 Staff Room) – No Risk
- (Item 90) Ref: 412662-52 – Sink Pad (0/46 PPA Room) – No Risk
- (Item 91) Ref: 412662-51 – Screed to floor below carpet (0/46 PPA Room) – No Risk
- (Item 92) Ref: As 412662-52 – Sink Pad (0/47 Classroom) – No Risk
- (Item 93) Ref: As 412662-51 – Screed to floor below carpet (0/47 Classroom) – No Risk
- (Item 94) Ref: As 412662-52 – Sink Pad (0/48 Classroom) – No Risk
- (Item 95) Ref: As 412662-51 – Screed to floor below carpet (0/48 Classroom) – No Risk
- (Item 96) Ref: as 412662-51 – Screed to floor below carpet (0/49 After School club) – No Risk
- (Item 97) Ref: As 412662-52 – Sink Pad (0/50 Classroom) – No Risk
- (Item 98) Ref: As 412662-51 – Screed to floor below carpet (0/50 Classroom) – No Risk
- (Item 99) Ref: As 412662-14 – Screed to floor below modern lino (0/51 Community Room) – No Risk
- (Item 100) Ref: As 412662-14 – Screed to floor below carpet (0/52 Head teacher) – No Risk
- (Item 101) Ref: As 412662-51 – Screed to floor (0/53 Male toilets) – No Risk
- (Item 102) Ref: As 412662-51 – Screed to floor below modern lino (0/54 Female toilets) – No Risk
- (Item 103) Ref: As 412662-51 – Screed to floor below modern lino (0/55 Stock Cupboard) – No Risk
- (Item 104) Ref: As 412662-51 – Screed to floor below modern lino (0/56 Deputy Head Office) – No Risk
- (Item 105) Ref: As 412662-51 - Screed to floor below modern lino (0/57 Stock Cupboard) – No Risk
- (Item 106) Ref: As 412662-51 - Screed to floor below modern lino (0/58 Cleaners Cupboard) – No Risk

- (Item 107) Ref: As 412662-51 - Screed to floor below modern lino (0/59 Corridor) – No Risk
- (Item 108) Ref: 412662-57 – Damp proof course (External) – No Risk
- (Item 109) Ref: 412662-58 – Sealant to original window frame to 0/23 (External) – Very Low Risk
- (Item 110) Ref: 21-31954-1 – Insulation debris within hole to redundant electrical cables (0/33 Boiler Room) – Medium Risk
- (Item 111) Ref: 21-31964-2 – Redundant pipe to corner wall (0/33 Boiler Room) – No Risk
- (Item 112) Ref: 21-31964-3 – Frame sealant to door (0/33 Boiler Room) – No Risk
- (Item 113) Ref: 21-33323-5 – Adhesive behind ceramic tiles (Area 7/Boys WC) – No Risk
- (Item 114) Ref: 21-33323-6 – Adhesive behind older ceramic tiles behind vanity unit (Area 7/Boys WC) – No Risk
- (Item 115) Ref: 21-33323-7 – Concrete composite floor (Area 7/Boys WC) – No Risk
- (Item 116) Ref: 21-33323-5 – Adhesive behind ceramic tiles (Area 8/Girls WC) – No Risk
- (Item 117) Ref: 21-33323-6 – Adhesive behind older ceramic tiles behind vanity unit (Area 8/Girls WC) – No Risk
- (Item 118) Ref: 21-33323-7 – Concrete composite floor (Area 8/Girls WC) – No Risk
- (Item 119) Ref: 21-33323-5 – Adhesive behind ceramic tiles (Area 14/WC) – No Risk
- (Item 120) Ref: 21-33323-6 – Adhesive behind older ceramic tiles behind vanity unit (Area 14/WC) – No Risk
- (Item 121) Ref: 21-33323-5 – Adhesive behind ceramic tiles (Area 16/WC) – No Risk
- (Item 122) Ref: 21-33323-6 – Adhesive behind older ceramic tiles behind newer tiles (Area 16/WC) – No Risk
- (Item 123) Ref: 21-33323-5 – Adhesive behind ceramic tiles (Area 20/WC) – No Risk
- (Item 124) Ref: 21-33323-6 – Adhesive behind older ceramic tiles behind newer tiles (Area 20/WC) – No Risk
- (Item 125) Ref: 21-33323-3 – Adhesive behind ceramic tiles (Area 34/Boys WC) – No Risk
- (Item 126) Ref: 21-33323-4 – Adhesive behind older ceramic tiles behind newer tiles (Area 34/Boys WC) – No Risk
- (Item 127) Ref: 21-33323-3 – Adhesive behind ceramic tiles (Area 35/Girls WC) – No Risk
- (Item 128) Ref: 21-33323-4 – Adhesive behind older ceramic tiles behind newer tiles (Area 35/Girls WC) – No Risk
- (Item 129) Ref: 21-33323-8 - Adhesive behind ceramic tiles (Area 24a/WC) – No Risk
- (Item 130) Ref: 21-33323-8 – Adhesive behind ceramic tile debris to floor behind vanity unit (Area 24a/WC) – No Risk
- (Item 131) Ref: 21-33323-9 – Putty sealant in metal soil pipe joints (Area 24a/WC) – No Risk
- (Item 132) Ref: 21-33323-8 - Adhesive behind ceramic tiles (Area 24b/WC) – No Risk
- (Item 133) Ref: 21-33323-8 – Adhesive behind ceramic tile debris to floor behind vanity unit (Area 24b/WC) – No Risk
- (Item 134) Ref: 21-33323-9 – Putty sealant in metal soil pipe joints (Area 24b/WC) – No Risk

- (Item 135) Ref: 21-33323-2 - Adhesive behind ceramic tiles (Area 42a/Disabled WC) – No Risk
- (Item 136) Ref: 21-33323-2 - Adhesive behind ceramic tiles (Area 42b/Male Staff WC) – No Risk
- (Item 137) Ref: 21-36673-1 – Damp proof course (Area 1/Low level overhanging roof to courtyard garden) – No Risk
- (Item 138) Ref: 21-36673-2 – Debris to rear of wood soffit (Area 1/Low level overhanging roof to courtyard garden) – No Risk
- (Item 139) Ref: 21-39847-1 – Redundant flue inside ceiling void (Area 37/Ladies staff toilet) – Very Low Risk
- (Item 140) Ref: 21-39847-2 – Old roof felt beneath new roof felt (Area 51/External) – No Risk
- (Item 141) Ref: 22-45452-1 – Residual floor adhesive beneath floor screed (Area 1/Ladies staff toilets) – No Risk
- (Item 142) Ref: 22-45452-2 – Pipes stop tap (Gaskets) (Area 1/Ladies staff toilets) – No Risk
- (Item 143) Ref: 22-50672-1 – Ceiling Panels throughout (Area 1/Community Room) – No Risk
- (Item 144) Ref: 22-50672-2 – Walls Modern fibreboard wall panels (Area 1/Community Room) – No Risk
- (Item 145) Ref: 22-50672-1 – Ceiling Panels throughout (Area 2/Kitchen) – No Risk
- (Item 146) Ref: 22-50672-2 – Walls Modern fibreboard wall panels (Area 2/Kitchen) – No Risk
- (Item 147) Ref: 22-50672-3 – Ceiling panels above false ceiling (Area 3/Lobby) – No Risk
- (Item 148) Ref: 22-50672-2 – Ceiling Modern fibreboard wall panels (Area 4/Kitchen) – No Risk
- (Item 149) Ref: 22-50672-2 – Walls Modern fibreboard wall panels (Area 4/Kitchen) – No Risk
- (Item 150) Ref: 22-50672-1 – Ceiling Panels throughout (Area 5/Classroom) – No Risk
- (Item 151) Ref: 22-50672-2 – Walls Modern fibreboard wall panels (Area 5/Classroom) – No Risk
- (Item 152) Ref: 22-50672-1 – Ceiling Panels throughout (Area 6/Library) – No Risk
- (Item 153) Ref: 22-50672-1 – Ceiling Panels throughout (Area 8/Lobby) – No Risk
- (Item 154) Ref: 22-50672-3 – Ceiling panels above false ceiling (Area 9/Cloakroom) – No Risk
- (Item 155) Ref: 22-50672-1 – Ceiling Panels throughout (Area 10/Classroom) – No Risk
- (Item 156) Ref: 22-50672-2 – Walls Modern fibreboard wall panels (Area 10/Classroom) – No Risk
- (Item 157) Ref: 22-50672-1 – Ceiling Panels throughout (Area 11/Lobby) – No Risk
- (Item 158) Ref: 22-50672-3 – Ceiling panels above low level false ceiling (Area 13/Junior Hall) – No Risk
- (Item 159) Ref: 22-50672-4 – Ceiling panels above false ceiling tiles (Area 14/Lobby) – No Risk
- (Item 160) Ref: 22-50672-5 – Ceiling modern fibreboard ceiling panels (Area 15/Library) – No Risk

- (Item 161) Ref: 22-50672-5 – Ceiling modern fibreboard ceiling panels (Area 16/Store) – No Risk
- (Item 162) Ref: 22-50672-4 – Ceiling panels above false ceiling tiles (Area 17/Cloakroom) – No Risk
- (Item 163) Ref: 22-50672-5 – Ceiling modern fibreboard ceiling panels (Area 18/Classroom) – No Risk
- (Item 164) Ref: 22-50672-5 – Ceiling modern fibreboard ceiling panels (Area 19/Classroom) – No Risk
- (Item 165) Ref: 22-50672-5 – Ceiling modern fibreboard ceiling panels (Area 20/Classroom) – No Risk
- (Item 166) Ref: 22-50672-5 – Ceiling modern fibreboard ceiling panels (Area 21/Classroom) – No Risk
- (Item 167) Ref: 22-50672-5 – Ceiling modern fibreboard ceiling panels (Area 23/Electrical Equipment Cupboard) – No Risk
- (Item 168) Ref: 22-50672-4 – Ceiling panels above false ceiling tiles (Area 24/Corridor) – No Risk
- (Item 169) Ref: 22-50672-4 – Ceiling panels above false ceiling tiles (Area 25/ICT Suite) – No Risk
- (Item 170) Ref: 22-50672-4 – Ceiling panels (Area 26/Medical Room) – No Risk
- (Item 171) Ref: 22-50672-4 – Ceiling panels above false ceiling tiles (Area 27/Cloakroom) – No Risk
- (Item 172) Ref: 22-50672-5 – Ceiling modern fibreboard ceiling panels (Area 28/Classroom) – No Risk
- (Item 173) Ref: 22-50672-5 – Ceiling modern fibreboard ceiling panels (Area 29/Classroom) – No Risk
- (Item 174) Ref: 22-50672-5 – Ceiling modern fibreboard ceiling panels (Area 30/Classroom) – No Risk
- (Item 175) Ref: 22-50672-5 – Ceiling modern fibreboard ceiling panels (Area 31/Classroom) – No Risk
- (Item 176) Ref: SC004786 – Roof felt (External/Main Roof) – No Risk
- (Item 177) Ref: KX001820 – Floor tile including mortar and substrate (Cloak Room Yr 4/5 G/001) – No Risk
- (Item 178) Ref: KX001820 – Floor tile including mortar and substrate (Cloak Room Yr 2/3 G/002) – No Risk
- (Item 179) Ref: NZ000986 – Wall to left hand side of room (Ground Floor G/001 Classroom) – No Risk
- (Item 180) Ref: NZ000987 – Ceiling void – ceiling above partly removed (Ground Floor G/001 Classroom) – No Risk
- (Item 181) Ref: NZ000988 – Under Sink Mat (Ground Floor G/002 Classroom) – No Risk
- (Item 182) Ref: As NZ000987 - Ceiling Void - Ceiling Above Also ceiling within toilets (Ground Floor G/003 Cloakroom) – No Risk
- (Item 183) Ref: NZ000989 - Floor Screed brown under modern flooring throughout (Ground Floor G/003 Cloakroom) – No Risk
- (Item 184) Ref: NZ000990 - Floor Adhesive under modern flooring and modern screed (Ground Floor G/004 Hallway/passageway) – Very Low Risk
- (Item 185) Ref: NZ000991 - Ceiling (Ground Floor G/004 Hallway/passageway) – No Risk

- (Item 186) Ref: NZ000992 – Wall throughout (Ground Floor G/005 Classroom) – No Risk
- (Item 187) Ref: As NZ000991 – Ceiling (Ground Floor G/005 Classroom) – No Risk
- (Item 188) Ref: NZ000993 – Window Putty/seal Mastic to frame wall to window (getting removed to hallway passage 0/04) (External E/001) – No Risk
- (Item 189) Ref: CF010859 - Terrazzo with bitumen floor covering (Ground Floor Rm 008 Female Toilets) – No Risk
- (Item 190) Ref: NM000990 – Fibreboard ceiling (Medical Room G/01) – No Risk

Please note the survey carried out was non-intrusive and any areas not listed above may not have been accessed or had samples taken, should major refurbishment be planned for the property, further investigation will be required.

Sunderland
City Council

Photographs of Areas Sampled



Item 1 Ref: As 412662-2

The floor covering in Rm 0/001 Classroom does not contain asbestos.



Item 2 Ref: As 412662-4

The sink pad in Rm 0/001 Classroom contains asbestos.

Any change in its appearance should be recorded and passed to Property Services.



Item 3 Ref: As 412662-3

The remnant screed beneath lino in Rm 0/001 Classroom contains asbestos.

Any change in its appearance should be recorded and passed to Property Services.

Photographs of Areas Sampled (Cont)



Item 4 Ref: As 412662-2

The floor covering in Rm 0/002 Classroom does not contain asbestos.



Item 5 Ref: As 412662-4

The sink pad in Rm 0/002 Classroom contains asbestos.

Any change in its appearance should be recorded and passed to Property Services.



Item 6 Ref: As 412662-3

The remnant screed beneath lino in Rm 0/002 Classroom contains asbestos.

Any change in its appearance should be recorded and passed to Property Services.

Photographs of Areas Sampled (Cont)



Item 7 Ref: As 412662-2

The floor covering in Rm 0/003 Classroom does not contain asbestos.



Item 8 Ref: As 412662-4

The sink pad in Rm 0/003 Classroom contains asbestos.

Any change in its appearance should be recorded and passed to Property Services.



Item 9 Ref: As 412662-3

The remnant screed beneath lino in Rm 0/003 Classroom contains asbestos.

Any change in its appearance should be recorded and passed to Property Services.

Photographs of Areas Sampled (Cont)



Item 10 Ref: As 412662-4

The sink pad in Rm 0/004 Classroom contains asbestos.

Any change in its appearance should be recorded and passed to Property Services.



Item 11 Ref: As 412662-2

The red lino floor covering below carpet in Rm 0/004 Classroom does not contain asbestos.



Item 12 Ref: 412662-5

The floor covering below red lino adjacent convector heater in Rm 0/004 Classroom contains asbestos.

Any change in its appearance should be recorded and passed to Property Services.

Photographs of Areas Sampled (Cont)



Item 13 Ref: As 412662-3

The remnant screed beneath lino in Rm 0/004 Classroom contains asbestos.


Any change in its appearance should be recorded and passed to Property Services.



Item 14 Ref: 412662-3

The remnant bitumen adhesive below carpet in 0/005 Library contains asbestos.

Any change in its appearance should be recorded and passed to Property Services.



Item 15 Ref: As 412662-3

The remnant bitumen adhesive below carpet in 0/005a Library contains asbestos.

Any change in its appearance should be recorded and passed to Property Services.

Photographs of Areas Sampled (Cont)



Item 16 Ref: 412662-2

The subfloor in Rm 0/009 Corridor does not contain asbestos.



Item 17 Ref: 412662-1

The remnant bitumen adhesive below modern lino and remnant parquet flooring in Rm 0/10 Junior Dining Hall contains asbestos.

Any change in its appearance should be recorded and passed to Property Services.



Item 18 Ref: 412662-15

The floor covering in Rm 0/011b Stage does not contain asbestos.

Photographs of Areas Sampled (Cont)



Item 19 Ref: 412662-16

The remnant floor covering in Rm 0/12a Store contains asbestos.

Removed June 2020.



Item 20 Ref: 412662-17

The remnant adhesive to floor beneath screed in Rm 0/13 Classroom contains asbestos.

Any change in its appearance should be recorded and passed to Property Services.



Item 21 Ref: As 412662-16

The remnant floor covering in Rm 0/13a Store contains asbestos.

Any change in its appearance should be recorded and passed to Property Services.

Photographs of Areas Sampled (Cont)



Item 22 Ref: As 412662-18

The remnant adhesive to floor beneath screed in Rm 0/23 Art Prep contains asbestos.

Any change in its appearance should be recorded and passed to Property Services.



Item 23 Ref: As 412662-18

The remnant adhesive to floor beneath screed in Rm 0/25 Classroom contains asbestos.

Any change in its appearance should be recorded and passed to Property Services.



Item 24 Ref: As 412662-18

The remnant adhesive to floor beneath screed in Rm 0/25a Classroom contains asbestos.

Any change in its appearance should be recorded and passed to Property Services.

Photographs of Areas Sampled (Cont)



Item 25 Ref: 412662-19

The remnant floor covering in Rm 0/25b Cupboard contains asbestos.

Any change in its appearance should be recorded and passed to Property Services.



Item 26 Ref: As 412662-18

The remnant adhesive to floor beneath screed in Rm 0/26 Classroom contains asbestos.

Any change in its appearance should be recorded and passed to Property Services.



Item 27 Ref: As 412662-18

The remnant adhesive to floor beneath screed in Rm 0/27 Classroom contains asbestos.

Any change in its appearance should be recorded and passed to Property Services.

Photographs of Areas Sampled (Cont)



Item 28 Ref: 412662-18

The remnant adhesive to floor beneath screed in Rm 0/28 Classroom contains asbestos.

Any change in its appearance should be recorded and passed to Property Services.



Item 29 Ref: 412662-7

The remnant bitumen adhesive below floor coverings in Rm 0/29 Corridor contains asbestos.

Any change in its appearance should be recorded and passed to Property Services.



Item 30 Ref: 412662-6

The pipework flange gasket in Rm 0/29a Store does not contain asbestos.

Photographs of Areas Sampled (Cont)



Item 31 Ref: 412662-9

The remnant bitumen adhesive below carpet in Rm 0/29c ICT Suite contains asbestos.

Any change in its appearance should be recorded and passed to Property Services.



Item 32 Ref: 412662-8

The subfloor covering below modern lino in Rm 0/29d Medical Room contains asbestos.

Any change in its appearance should be recorded and passed to Property Services.




Item 33 Ref: 412662-10

The subfloor covering below modern lino in Rm 0/29d Medical Room contains asbestos.

Any change in its appearance should be recorded and passed to Property Services.

Photographs of Areas Sampled (Cont)



Item 34 Ref: As 412662-9

The remnant bitumen adhesive below modern lino in Rm 0/29e Female WC contains asbestos.

Any change in its appearance should be recorded and passed to Property Services.



Item 35 Ref: 412662-26

The debris within high level horizontal boxing in Rm 0/30 Kitchen contains asbestos.

Any change in its appearance should be recorded and passed to Property Services.



Item 36 Ref: 412662-20

The lining within doors to 0/017a in Rm 0/30 Kitchen contains asbestos.

Removed July 2022

Photographs of Areas Sampled (Cont)



Item 37 Ref: 412662-27

The pipework flange gaskets in Rm 0/30 Kitchen do not contain asbestos.



Item 38 Ref: 412662-28

The paint to underside of bench in Rm 0/30 Kitchen does not contain asbestos.



Item 39 Ref: 412662-21

The debris to boxing at former ceiling height in Rm 0/30 Kitchen void above contains asbestos.

Any change in its appearance should be recorded and passed to Property Services.

Photographs of Areas Sampled (Cont)



Item 40 Ref: 412662-22

The debris to former extractor hood framework at former ceiling height in Rm 0/30 Kitchen void above contains asbestos.

Any change in its appearance should be recorded and passed to Property Services.



Item 41 Ref: 412662-23

The debris to former ceiling battens in Rm 0/30 Kitchen void above contains asbestos.

Any change in its appearance should be recorded and passed to Property Services.



Item 42 Ref: 412662-24

The debris to skylight surround framework at former ceiling height in Rm 0/30 Kitchen void above contains asbestos.

Any change in its appearance should be recorded and passed to Property Services.

Photographs of Areas Sampled (Cont)



Item 43 Ref: 412662-25

The debris to perimeter walls at former ceiling height in Rm 0/30 Kitchen void above contains asbestos.

Any change in its appearance should be recorded and passed to Property Services.



Item 44 Ref: 412662-30

The debris to walls at former ceiling height in Rm 0/31 Office void above contains asbestos.

Any change in its appearance should be recorded and passed to Property Services.



Item 45 Ref: 412662-31

The debris to remnant ceiling battens in Rm 0/31 Office void above contains asbestos.

Any change in its appearance should be recorded and passed to Property Services.

Photographs of Areas Sampled (Cont)



Item 46 Ref: 412662-32

The debris to walls at former ceiling height in Rm 0/32 WC void above contains asbestos.

Any change in its appearance should be recorded and passed to Property Services.



Item 47 Ref: 412662-33

The debris to remnant ceiling battens in Rm 0/32 WC void above contains asbestos.

Any change in its appearance should be recorded and passed to Property Services.



Item 48 Ref: 412662-29

The floor covering in Rm 0/32d Store does not contain asbestos.

Photographs of Areas Sampled (Cont)



Item 49 Ref: 412662-34

The pipework flange gasket in Rm 0/33 Boiler Room contains asbestos.


Any change in its appearance should be recorded and passed to Property Services



Item 50 Ref: 412662-35

The encapsulated insulation debris to wall (South) in Rm 0/33 Boiler Room contains asbestos.

Any change in its appearance should be recorded and passed to Property Services.



Item 51 Ref: 412662-36

The encapsulated insulation debris to wall (East) in Rm 0/33 Boiler Room contains asbestos.

Any change in its appearance should be recorded and passed to Property Services.


Photographs of Areas Sampled (Cont)



Item 52 Ref: 412662-37

The encapsulated insulation debris to wall (West) in Rm 0/33 Boiler Room contains asbestos.

Any change in its appearance should be recorded and passed to Property Services.



Item 53 Ref: 412662-38

The encapsulated insulation debris to wall (North) in Rm 0/33 Boiler Room contains asbestos.

Any change in its appearance should be recorded and passed to Property Services.



Item 54 Ref: 412662-39

The debris to floor in Rm 0/33 Boiler Room contains asbestos.

Removed June 2020

Photographs of Areas Sampled (Cont)



Item 55 Ref: 412662-40

The debris to original pipe hangers in Rm 0/33 Boiler Room contains asbestos.

Removed June 2020



Item 56 Ref: 412662-41

The debris to original pipework flanges at low level in Rm 0/33 Boiler Room contains asbestos.

Removed June 2020



Item 57 Ref: 412662-42

The debris to original gate valve at high level in Rm 0/33 Boiler Room contains asbestos.

Removed June 2020

Photographs of Areas Sampled (Cont)



Item 58 Ref: 412662-43

The encapsulated debris to gas pipework adj walls in Rm 0/33 Boiler Room contains asbestos.

Any change in its appearance should be recorded and passed to Property Services.



Item 59 Ref: 412662-44

The encapsulated debris to downpipes in Rm 0/33 Boiler Room contains asbestos.

Any change in its appearance should be recorded and passed to Property Services.



Item 60 Ref: 412662-45

The debris to original pipework in Rm 0/33 Boiler Room contains asbestos.

Removed June 2020


Photographs of Areas Sampled (Cont)



Item 61 Ref: 412662-46

The encapsulated debris to underside of roof in Rm 0/33 Boiler Room contains asbestos.

Any change in its appearance should be recorded and passed to Property Services.



Item 62 Ref: 412662-47

The debris to walls in Rm 0/33 Boiler Room contains asbestos.

Removed June 2020



Item 63 Ref: 412662-48

The loose debris to beams in Rm 0/33 Boiler Room tank room above contains asbestos.


Removed June 2020

Photographs of Areas Sampled (Cont)



Item 64 Ref: 412662-49

The debris to floor in Rm 0/33 Boiler Room tank room above does not contain asbestos.



Item 65 Ref: 412662-50

The debris to pipe redundant hanger in Rm 0/33 Boiler Room tank room above contains asbestos.

Removed June 2020



Item 66 Ref: 412662-53

The debris to underside of roof in Rm 0/33 Boiler Room tank room above contains asbestos.

Removed June 2020

Photographs of Areas Sampled (Cont)



Item 67 Ref: 412662-54

The debris to tank plinth in Rm 0/33 Boiler Room tank room above contains asbestos.

Removed June 2020



Item 68 Ref: 412662-55

The debris to loose lying pipe hangers in Rm 0/33 Boiler Room tank room above contains asbestos.

Removed June 2020



Item 69 Ref: 412662-56

The gasket to fibreglass tank in Rm 0/33 Boiler Room tank room above does not contain asbestos.

Photographs of Areas Sampled (Cont)



Item 70 Ref: As 412662-2

The sub floor covering below carpet in Rm 0/37 Classroom does not contain asbestos.



Item 71 Ref: As 412662-9

The remnant screed beneath lino in Rm 0/37 Classroom contains asbestos.

Any change in its appearance should be recorded and passed to Property Services.



Item 72 Ref: As 412662-11

The sink pad in Rm 0/37 Classroom contains asbestos.

Any change in its appearance should be recorded and passed to Property Services.

Photographs of Areas Sampled (Cont)



Item 73 Ref: As 412662-9

The remnant screed beneath lino in Rm 0/38 Classroom contains asbestos.

Any change in its appearance should be recorded and passed to Property Services.



Item 74 Ref: As 412662-2

The sub floor covering below carpet in Rm 0/38 Classroom does not contain asbestos.



Item 75 Ref: As 412662-11

The sink pad in Rm 0/38 Classroom contains asbestos.

Any change in its appearance should be recorded and passed to Property Services.

Photographs of Areas Sampled (Cont)



Item 76 Ref: As 412662-11

The sink pad in Rm 0/39 Classroom contains asbestos.

Any change in its appearance should be recorded and passed to Property Services.



Item 77 Ref: As 412662-2

The sub floor covering below carpet in Rm 0/39 Classroom does not contain asbestos.



Item 78 Ref: As 412662-9

The remnant screed beneath lino in Rm 0/39 Classroom contains asbestos.

Any change in its appearance should be recorded and passed to Property Services.

Photographs of Areas Sampled (Cont)



Item 79 Ref: 412662-11

The sink pad in Rm 0/40 Classroom contains asbestos.

Any change in its appearance should be recorded and passed to Property Services.



Item 80 Ref: As 412662-2

The sub floor covering below carpet in Rm 0/40 Classroom does not contain asbestos.



Item 81 Ref: As 412662-9

The remnant screed beneath lino in Rm 0/40 Classroom contains asbestos.

Any change in its appearance should be recorded and passed to Property Services.

Photographs of Areas Sampled (Cont)



Item 82 Ref: 412662-12

The floor covering in Rm 0/41b Corridor Store contains asbestos.

Any change in its appearance should be recorded and passed to Property Services.



Item 83 Ref: As 412662-14

The screed to floor below carpet in Rm 0/42 Entrance Lobby does not contain asbestos.



Item 84 Ref: As 412662-14

The screed to floor below modern lino and modern screed in Rm 0/42a Disabled WC does not contain asbestos.

Photographs of Areas Sampled (Cont)



Item 85 Ref: As 412662-14

The screed to floor below modern lino and modern screed in Rm 0/42b Male Staff WC does not contain asbestos.



Item 86 Ref: 412662-13

The sub floor covering below carpet adjacent location 0/29 in Rm 0/43 Corridor contains asbestos.

Any change in its appearance should be recorded and passed to Property Services.



Item 87 Ref: 412662-14

The screed to floor below carpet in Rm 0/43 Corridor does not contain asbestos.

Photographs of Areas Sampled (Cont)



Item 88 Ref: As 412662-51

The screed to floor below carpet in Rm 0/44 Corridor does not contain asbestos.



Item 89 Ref: As 412662-14

The screed to floor below modern lino in Rm 0/45 Staff Room does not contain asbestos.



Item 90 Ref: 412662-52

The sink pad in Rm 0/46 PPA Room does not contain asbestos.

Photographs of Areas Sampled (Cont)



Item 91 Ref: 412662-51

The screed to floor below carpet in Rm 0/46 PPA Room does not contain asbestos.



Item 92 Ref: As 412662-52

The sink pad in Rm 0/47 Classroom does not contain asbestos.



Item 93 Ref: As 412662-51

The screed to floor below carpet in Rm 0/47 Classroom does not contain asbestos.

Photographs of Areas Sampled (Cont)



Item 94 Ref: As 412662-52

The sink pad in Rm 0/48 Classroom does not contain asbestos.



Item 95 Ref: As 412662-51

The screed to floor below carpet in Rm 0/48 Classroom does not contain asbestos.



Item 96 Ref: As 412662-51

The screed to floor below carpet in Rm 0/49 After School Club does not contain asbestos.

Photographs of Areas Sampled (Cont)



Item 97 Ref: As 412662-52

The sink pad in Rm 0/50 Classroom does not contain asbestos.



Item 98 Ref: As 412662-51

The screed to floor below carpet in Rm 0/50 Classroom does not contain asbestos.



Item 99 Ref: As 412662-14

The screed to floor below modern lino in Rm 0/51 Community Room does not contain asbestos.

Photographs of Areas Sampled (Cont)



Item 100 Ref: As 412662-14

The screed to floor below carpet in Rm 0/52 Head teacher does not contain asbestos.



Item 101 Ref: As 412662-51

The screed to floor in Rm 0/53 Male toilets does not contain asbestos.



Item 102 Ref: As 412662-51

The screed to floor below modern lino in Rm 0/54 Female toilets does not contain asbestos.

Photographs of Areas Sampled (Cont)



Item 103 Ref: As 412662-51

The screed to floor below modern lino in Rm 0/55 Stock Cupboard does not contain asbestos.



Item 104 Ref: As 412662-51

The screed to floor below modern lino in Rm 0/56 Deputy Head Office does not contain asbestos.



Item 105 Ref: As 412662-51

The screed to floor below modern lino in Rm 0/57 Stock Cupboard does not contain asbestos.

Photographs of Areas Sampled (Cont)




Item 106 Ref: As 412662-51

The screed to floor below modern lino in Rm 0/58 Cleaners Cupboard does not contain asbestos.



Item 107 Ref: As 412662-51

The screed to floor below modern lino in Rm 0/59 Corridor does not contain asbestos.



Item 108 Ref: 412662-57

The damp proof course (External) does not contain asbestos.

Photographs of Areas Sampled (Cont)



Item 109 Ref: 412662-58

The sealant to original window frame to 0/23 (External) contains asbestos.


Any change in its appearance should be recorded and passed to Property Services.



Item 110 Ref: 21-31964-1

The insulation on the floor within the hole in the Boiler room (0/33) contains asbestos.

Any change in its appearance should be recorded and passed to Property Services.



Item 111 Ref: 21-31964-2

The redundant pipe insulation to the corner wall in the Boiler room (0/33) does not contain asbestos.

Photographs of Areas Sampled (Cont)




Item 112 Ref: 21-31964-3

The mastic to the door frame of the Boiler room (0/33) does not contain asbestos.



Item 113 Ref: 21-33323-5

The adhesive behind ceramic tiles (Area 7/Boys WC) does not contain asbestos.



Item 114 Ref: 21-33323-6

The adhesive behind older ceramic tiles behind vanity unit (Area 7/Boys WC) does not contain asbestos.


Photographs of Areas Sampled (Cont)

Item 115 Ref: 21-33323-7



The concrete composite floor (Area 7/Boys WC) does not contain asbestos.

Item 116 Ref: 21-33323-5



The adhesive behind ceramic tiles (Area 8/Girls WC) does not contain asbestos.

Item 117 Ref: 21-33323-6



The adhesive behind older ceramic tiles behind vanity unit (Area 8/Girls WC) does not contain asbestos.

Photographs of Areas Sampled (Cont)

Item 118 Ref: 21-33323-7



The concrete composite floor (Area 8/Girls WC) does not contain asbestos.

Item 119 Ref: 21-33323-5



The adhesive behind ceramic tiles (Area 14/WC) does not contain asbestos.

Item 120 Ref: 21-33323-6



The adhesive behind older ceramic tiles behind vanity unit (Area 14/WC) does not contain asbestos.

Photographs of Areas Sampled (Cont)

Item 121 Ref: 21-33323-5




The adhesive behind ceramic tiles (Area 16/WC) does not contain asbestos.

Item 122 Ref: 21-33323-6



The adhesive behind older ceramic tiles behind newer tiles (Area 16/WC) does not contain asbestos.


Item 123 Ref: 21-33323-5



The adhesive behind ceramic tiles (Area 20/WC) does not contain asbestos.

Photographs of Areas Sampled (Cont)

Item 124 Ref: 21-33323-6



The adhesive behind older ceramic tiles behind newer tiles (Area 20/WC) does not contain asbestos.

Item 125 Ref: 21-33323-3



The adhesive behind ceramic tiles (Area 34/Boys WC) does not contain asbestos.

Item 126 Ref: 21-33323-4



The adhesive behind older ceramic tiles behind newer tiles (Area 34/Boys WC) does not contain asbestos.

Photographs of Areas Sampled (Cont)

Item 127 Ref: 21-33323-3



The adhesive behind ceramic tiles (Area 35/Girls WC) does not contain asbestos.

Item 128 Ref: 21-33323-4



The adhesive behind older ceramic tiles behind newer tiles (Area 35/Girls WC) does not contain asbestos.

Item 129 Ref: 21-33323-8



The adhesive behind ceramic tiles (Area 24a/WC) does not contain asbestos.

Photographs of Areas Sampled (Cont)

Item 130 Ref: 21-33323-8




The adhesive behind ceramic tile debris to floor behind vanity unit (Area 24a/WC) does not contain asbestos.

Item 131 Ref: 21-33323-9



The putty sealant in metal soil pipe joints (Area 24a/WC) does not contain asbestos.

Item 132 Ref: 21-33323-8



The adhesive behind ceramic tiles (Area 24b/WC) does not contain asbestos.

Photographs of Areas Sampled (Cont)

Item 133 Ref: 21-33323-8



The adhesive behind ceramic tile debris to floor behind vanity unit (Area 24b/WC) does not contain asbestos.

Item 134 Ref: 21-33323-9



The putty sealant in metal soil pipe joints (Area 24b/WC) does not contain asbestos.

Item 135 Ref: 21-33323-2



The adhesive behind ceramic tiles (Area 42a/Disabled WC) does not contain asbestos.

Photographs of Areas Sampled (Cont)

Item 136 Ref: 21-33323-2




The adhesive behind ceramic tiles (Area 42b/Male Staff WC) does not contain asbestos.

Item 137 Ref: 21-36673-1



The damp proof course in Area 1 (Low level overhanging roof to courtyard garden) does not contain asbestos.

Item 138 Ref: 21-36673-2



The debris to rear of wood soffit (bitumen) In Area 1 (Low level overhanging roof to courtyard garden) does not contain asbestos.

Photographs of Areas Sampled (Cont)

Item 139 Ref: 21-39847-1



The redundant flue inside the ceiling void above the ladies staff toilet (Area 37) does contain asbestos.

Any change in appearance should be reported to Property Services.

Item 140 Ref: 21-36673-1



The old roof felt beneath new roof felt (External) does not contain asbestos.


Item 141 Ref: 22-45452-1



The residual adhesive to floor below the screed in Area 1 Ladies Staff Toilets does not contain asbestos.

Photographs of Areas Sampled (Cont)

Item 142 Ref: 22-45452-2




The stop tap (gasket) to the pipes in Area 1 Ladies Staff Toilets does not contain asbestos.

Item 143 Ref: 22-50672-1



The ceiling panels throughout (Area 1/Community Room) do not contain asbestos.

Item 144 Ref: 22-50672-2



The walls modern fibreboard wall panels (Area 1/Community Room) do not contain asbestos.


Photographs of Areas Sampled (Cont)

Item 145 Ref: 22-50672-1



The ceiling panels throughout (Area 2/Kitchen) do not contain asbestos.

Item 146 Ref: 22-50672-2



The walls modern fibreboard wall panels (Area 2/Kitchen) do not contain asbestos.

Item 147 Ref: 22-50672-3



The ceiling panels above false ceiling (Area 3/Lobby) do not contain asbestos.


Photographs of Areas Sampled (Cont)

Item 148 Ref: 22-50672-2



The ceiling modern fibreboard wall panels (Area 4/Kitchen) do not contain asbestos.

Item 149 Ref: 22-50672-2



The walls modern fibreboard wall panels (Area 4/Kitchen) do not contain asbestos.

Item 150 Ref: 22-50672-1



The ceiling panels throughout (Area 5/Classroom) do not contain asbestos.


Photographs of Areas Sampled (Cont)

Item 151 Ref: 22-50672-2



The walls modern fibreboard wall panels (Area 5/ Classroom) do not contain asbestos.

Item 152 Ref: 22-50672-1



The ceiling panels throughout (Area 6/Library) do not contain asbestos.

Item 153 Ref: 22-50672-1



The ceiling panels throughout (Area 8/Lobby) do not contain asbestos.

Photographs of Areas Sampled (Cont)

Item 154 Ref: 22-50672-3




The ceiling panels above false ceiling (Area 9/Cloakroom) do not contain asbestos.

Item 155 Ref: 22-50672-1



The ceiling panels throughout (Area 10/Classroom) do not contain asbestos.

Item 156 Ref: 22-50672-2



The walls modern fibreboard wall panels (Area 10/ Classroom) do not contain asbestos.

Photographs of Areas Sampled (Cont)

Item 157 Ref: 22-50672-1



The ceiling panels throughout (Area 11/Lobby) do not contain asbestos.

Item 158 Ref: 22-50672-3



The ceiling panels above low level false ceiling (Area 13/ Junior Hall) do not contain asbestos.

Item 159 Ref: 22-50672-4



The ceiling panels above false ceiling tiles (Area 14/Lobby) do not contain asbestos.

Photographs of Areas Sampled (Cont)

Item 160 Ref: 22-50672-5




The ceiling modern fibreboard ceiling panels (Area 15/ Library) does not contain asbestos.

Item 161 Ref: 22-50672-5



The ceiling modern fibreboard ceiling panels (Area 16/Store) does not contain asbestos.


Item 162 Ref: 22-50672-4



The ceiling panels above false ceiling tiles (Area 17/ Cloakroom) do not contain asbestos.

Photographs of Areas Sampled (Cont)

Item 163 Ref: 22-50672-5




The ceiling modern fibreboard ceiling panels (Area 18/ Classroom) does not contain asbestos.

Item 164 Ref: 22-50672-5



The ceiling modern fibreboard ceiling panels (Area 19/ Classroom) does not contain asbestos.

Item 165 Ref: 22-50672-5



The ceiling modern fibreboard ceiling panels (Area 20/ Classroom) does not contain asbestos.


Photographs of Areas Sampled (Cont)

Item 166 Ref: 22-50672-5



The ceiling modern fibreboard ceiling panels (Area 21/ Classroom) does not contain asbestos.

Item 167 Ref: 22-50672-5



The ceiling modern fibreboard ceiling panels (Area 23/ Electrical Equipment Cupboard) does not contain asbestos.


Item 168 Ref: 22-50672-4



The ceiling panels above false ceiling tiles (Area 24/Corridor) do not contain asbestos.

Photographs of Areas Sampled (Cont)

Item 169 Ref: 22-50672-4



The ceiling panels above false ceiling tiles (Area 25/ICT Suite) do not contain asbestos.

Item 170 Ref: 22-50672-4



The ceiling panels (Area 26/Medical Room) does not contain asbestos.

Item 171 Ref: 22-50672-4



The ceiling panels above false ceiling tiles (Area 27/ Cloakroom) do not contain asbestos.

Photographs of Areas Sampled (Cont)

Item 172 Ref: 22-50672-5



The ceiling modern fibreboard ceiling panels (Area 28/ Classroom) does not contain asbestos.

Item 173 Ref: 22-50672-5



The ceiling modern fibreboard ceiling panels (Area 29/ Classroom) does not contain asbestos.

Item 174 Ref: 22-50672-5



The ceiling modern fibreboard ceiling panels (Area 30/ Classroom) does not contain asbestos.

Photographs of Areas Sampled (Cont)

Item 175 Ref: 22-50672-5




The ceiling modern fibreboard ceiling panels (Area 31/ Classroom) does not contain asbestos.

Item 176 Ref: SC004786



The roof felt (External/Main Roof) does not contain asbestos.

Item 177 Ref: KX001821



The floor tile including mortar and substrate in Cloak room Yr. 4/5 (Room G/001) does not contain asbestos.

Photographs of Areas Sampled (Cont)

Item 178 Ref: KX001821




The floor tile including mortar and substrate in Cloak room Yr. 2/3 (Room G/002) does not contain asbestos.

Item 179 Ref: NZ000986



The Wall to left hand side of room (Ground Floor G/001 Classroom) does not contain asbestos.

Item 180 Ref: NZ000987



The Ceiling void – ceiling above partly removed (Ground Floor G/001 Classroom) does not contain asbestos.

Photographs of Areas Sampled (Cont)

Item 181 Ref: NZ000988




The Under Sink Mat (Ground Floor G/002 Classroom) does not contain asbestos.

Item 182 Ref: As NZ000987



The Ceiling Void - Ceiling Above Also ceiling within toilets (Ground Floor G/003 Cloakroom) does not contain asbestos.


Item 183 Ref: NZ000989



The Floor Screed brown under modern flooring throughout (Ground Floor G/003 Cloakroom) does not contain asbestos.

Photographs of Areas Sampled (Cont)

Item 184 Ref: NZ000990



The Floor Adhesive under modern flooring and modern screed (Ground Floor G/004 Hallway/passageway) contains asbestos.

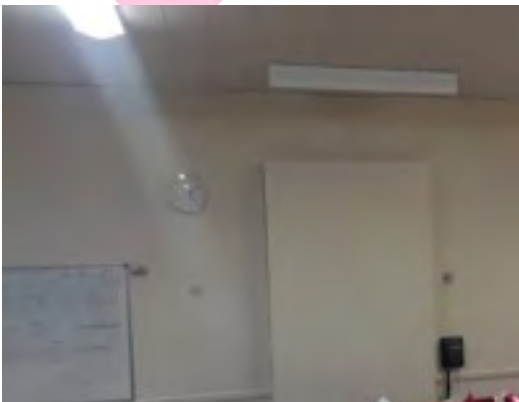
Any change in appearance should be reported to Property Services.

Item 185 Ref: NZ000991



The Ceiling (Ground Floor G/004 Hallway/passageway) does not contain asbestos.


Item 186 Ref: NZ000992



The Wall throughout (Ground Floor G/005 Classroom) does not contain asbestos.

Photographs of Areas Sampled (Cont)

Item 187 Ref: As NZ000991



The Ceiling (Ground Floor G/005 Classroom) does not contain asbestos.

Item 188 Ref: NZ000993



The Window Putty/seal Mastic to frame wall to window (getting removed to hallway passage 0/04) (External E/001) does not contain asbestos.


Item 189 Ref: CF010859



The terrazzo with bitumen floor covering (Ground Floor Rm 008 Female Toilets) does not contain asbestos.

Photographs of Areas Sampled (Cont)

Item 190 Ref: NM000990



The fibreboard ceiling (Ground Floor G/001 Medical Room) does not contain asbestos.

Sunderland
City Council

Five Simple Steps to Asbestos Management

Each property has a nominated site asbestos monitoring officer (SAMO). The SAMO is responsible for maintaining this register and ensuring all necessary personnel are aware of the register including all maintenance, construction and service installers; undertaking periodic inspections and liaising with the Departmental Asbestos Co-ordinator and the Asbestos Manager in Property Services as necessary.

The SAMO's role is very important but this guide is hoped to ensure the requirements are easy and simple to follow.

Step 1 – Receiving the Register

The SAMO is the tenant.

And the person is responsible for the register, where it is located and that it is kept up to date.

The register contains a plan of the premises and a photographic schedule of where the asbestos is and what risk is associated.

The SAMO must make all employees aware of the locations and should let any contractors entering the building view the register before any work is started.

Step 2 – Periodic Inspections

The SAMO must look at the locations photographed and compare the asbestos now to when the photograph was taken and complete the checklist attached (Form 2).

The checklists are to be completed periodically in accordance with the schedule attached.

Should the SAMO come across some asbestos which has been disturbed, whether during refurbishment works or during the normal course of wear and tear, they should complete Form 4 as far as possible and contact Property Services for advice and remedial action.

In the meantime, they should ensure that access to the area containing the disturbed or damaged asbestos is prohibited until Property Services has made recommendations.

Step 3 – Planned Work

All planned works that may disturb or danger any asbestos indicated, should be reported to Property Services using form 3 at least 21 days before the work is due to commence.

Step 4 – Contractors on Site

If a contractor arrives on site, the SAMO must :

- a. Make sure they read/view the register
- b. Get contractor to sign register to say he has read it (Form1).
- c. Get confirmation from the contractor that proposed works will not disturb any asbestos areas.
- d. If area is disturbed that was not identified in Register, advise Property Services immediately and complete Form 4.

Step 5 – Monitoring the Register

On completion of work get contractor to sign to say they didn't disturb any areas.

If alterations have occurred details should be forwarded to Property Services.

If you, as SAMO, are to leave your post, please notify your Departmental Co-ordinator to appoint another person and notify Property Services and the front of your register.

In the event of an exposure of asbestos, please refer to your site specific emergency procedures. However, as a minimum:

- Seal the area off completely. (Lock the area off if possible and post a notice on the door, "No access - Contact ")
- If there is any air movement systems within the premises, shut it off.
- Contact the Asbestos Manager on 07557938966 immediately. Who will arrange for any remedial works / air monitoring.
- Start to complete the "Registration of Disturbances" form, which is in your register (Section 10 in the new style register).

Once the remedial works have been carried out and a clear air test certificate has been issued. Access to the area can be re-opened.

In the event that you are unable to contact the Asbestos Manager, please contact the Civic Centre on 520 5555 and ask for assistance from a building surveyor. Out of hours ring the City Alarm and Emergency Control room on 553 1999.

Central Safety can be contacted on 561 2311.

In the event of a fire (or drill), the asbestos register must be taken outside to show the emergency services.

Commonly Asked Questions.

- **How often should SAMO's undertake inspections of asbestos containing materials?**
The Asbestos Manager will inform the SAMO of how often the inspections should be undertaken.
- **What should a SAMO do if the asbestos containing materials are disturbed or damaged?**
The SAMO should prohibit access to the areas until the Asbestos Manager in Property Services has been contacted and given recommendations.
- **Can employees put up decorations onto asbestos containing materials?**
No decorations should be attached to asbestos containing materials. However, it is understood that some decoration is already attached to asbestos containing materials and these should be left in place.
- **Can a room with asbestos containing materials in the ceiling and wall be painted?**
Yes, as long as the material is not rubbed or sanded down, as this may result in the release of asbestos fibres.
- **Why isn't all asbestos containing materials removed from buildings?**
Because it is safer to leave asbestos containing materials in good condition in buildings. Removing the materials will result in a greater risk to health because of the consequential release of fibres.
- **When will asbestos containing material be removed from my building?**
Asbestos containing materials will be removed if work involves the disturbance of the material e.g. during the refurbishment or dismantling of part of the building or structure.
- **What should a SAMO do if he/she has had no training in use of the register?**
The SAMO should ring the Departmental Co-ordinator who will arrange training.

Form 2Inspection Schedule

Picture	Location	Risk	Inspection Frequency	Date of return
<i>Item 1</i>	<i>No asbestos</i>	<i>Is present</i>		
<i>Item 2</i>	<i>Sink Pad (0/001 Classroom)</i>	<i>Very Low Risk</i>	<i>12 monthly</i>	<i>09/06/2027</i>
<i>Item 3</i>	<i>Remnant screed beneath lino (0/001 Classroom)</i>	<i>Very Low Risk</i>	<i>12 monthly</i>	<i>09/06/2027</i>
<i>Item 4</i>	<i>No asbestos</i>	<i>Is present</i>		
<i>Item 5</i>	<i>Sink Pad (0/002 Classroom)</i>	<i>Very Low Risk</i>	<i>12 monthly</i>	<i>09/06/2027</i>
<i>Item 6</i>	<i>Remnant screed beneath lino (0/002 Classroom)</i>	<i>Very Low Risk</i>	<i>12 monthly</i>	<i>09/06/2027</i>
<i>Item 7</i>	<i>No asbestos</i>	<i>Is present</i>		
<i>Item 8</i>	<i>Sink Pad (0/003 Classroom)</i>	<i>Very Low Risk</i>	<i>12 monthly</i>	<i>09/06/2027 Removed by Rhodar Sept 2023 waiting paperwork</i>
<i>Item 9</i>	<i>Remnant screed beneath lino (0/003 Classroom)</i>	<i>Very Low Risk</i>	<i>12 monthly</i>	<i>09/06/2027</i>
<i>Item 10</i>	<i>Sink Pad (0/004 Classroom)</i>	<i>Very Low Risk</i>	<i>12 monthly</i>	<i>09/06/2027 Removed by Rhodar Sept 2023 waiting paperwork</i>
<i>Item 11</i>	<i>No asbestos</i>	<i>Is present</i>		
<i>Item 12</i>	<i>Floor covering below red lino adjacent convector heater (0/004 Classroom)</i>	<i>Very Low Risk</i>	<i>12 monthly</i>	<i>09/06/2027</i>
<i>Item 13</i>	<i>Remnant screed beneath lino</i>	<i>Very Low Risk</i>	<i>12 monthly</i>	<i>09/06/2027</i>

	<i>(0/004 Classroom)</i>			
<i>Item 14</i>	<i>Remnant bitumen adhesive below carpet (0/005 Library)</i>	<i>Very Low Risk</i>	<i>12 monthly</i>	<i>09/06/2027</i>
<i>Item 15</i>	<i>Remnant bitumen adhesive below carpet (0/005a Library Store)</i>	<i>Very Low Risk</i>	<i>12 monthly</i>	<i>09/06/2027</i>
<i>Item 16</i>	<i>No asbestos</i>	<i>Is present</i>		
<i>Item 17</i>	<i>Remnant bitumen adhesive below modern lino and remnant parquet flooring (0/10 Junior Dining Hall)</i>	<i>Very Low Risk</i>	<i>12 monthly</i>	<i>09/06/2027</i>
<i>Item 18</i>	<i>No asbestos</i>	<i>Is present</i>		
<i>Item 19</i>	<i>Remnant floor covering (0/12a Store)</i>	<i>Very Low Risk</i>	<i>12 monthly</i>	<i>Removed June 2020</i>
<i>Item 20</i>	<i>Remnant adhesive to floor beneath screed (0/13 Classroom)</i>	<i>Very Low Risk</i>	<i>12 monthly</i>	<i>09/06/2027</i>
<i>Item 21</i>	<i>Remnant floor covering (0/13a Store)</i>	<i>Very Low Risk</i>	<i>12 monthly</i>	<i>09/06/2027</i>
<i>Item 22</i>	<i>Remnant adhesive to floor beneath screed (0/23 Art Prep)</i>	<i>Very Low Risk</i>	<i>12 monthly</i>	<i>09/06/2027</i>
<i>Item 23</i>	<i>Remnant adhesive to floor beneath screed (0/25 Classroom)</i>	<i>Very Low Risk</i>	<i>12 monthly</i>	<i>09/06/2027</i>
<i>Item 24</i>	<i>Remnant</i>	<i>Very Low Risk</i>	<i>12 monthly</i>	<i>09/06/2027</i>

	adhesive to floor beneath screed (0/25a Classroom)	Risk		
Item 25	Remnant floor covering (0/25b Cupboard)	Very Low Risk	12 monthly	09/06/2027
Item 26	Remnant adhesive to floor beneath screed (0/26 Classroom)	Very Low Risk	12 monthly	09/06/2027
Item 27	Remnant adhesive to floor beneath screed (0/27 Classroom)	Very Low Risk	12 monthly	09/06/2027
Item 28	Remnant adhesive to floor beneath screed (0/28 Classroom)	Very Low Risk	12 monthly	09/06/2027
Item 29	Remnant bitumen adhesive below floor coverings (0/29 Corridor)	Very Low Risk	12 monthly	09/06/2027
Item 30	No asbestos	Is present		
Item 31	Remnant bitumen adhesive below carpet (0/29c ICT Suite)	Very Low Risk	12 monthly	09/06/2027
Item 32	Packers to wood joists topside of metal beam (0/29c ICT Suite void above)	Very Low Risk	12 monthly	Do not inspect
Item 33	Subfloor covering below modern lino (0/29d Medical)	Very Low Risk	12 monthly	09/06/2027

	Room)			
Item 34	Remnant bitumen adhesive below modern lino (0/29e Female WC)	Very Low Risk	12 monthly	09/06/2027
Item 35	Debris within high level horizontal boxing (0/30 Kitchen)	Low Risk	6 monthly	Do not inspect
Item 36	Lining within doors to 0/017a (0/30 Kitchen)	Low Risk	Removed	July 2022
Item 37	No asbestos	Is present		
Item 38	No asbestos	Is present		
Item 39	Debris to boxing at former ceiling height (0/30 Kitchen void above)	Low Risk	6 monthly	Do not inspect
Item 40	Debris to former extractor hood framework at former ceiling height (0/30 Kitchen void above)	Low Risk	6 monthly	Do not inspect
Item 41	Debris to former ceiling battens (0/30 Kitchen void above)	Low Risk	6 monthly	Do not inspect
Item 42	Debris to skylight surround framework at former ceiling height (0/30 Kitchen void above)	Low Risk	6 monthly	Do not inspect
Item 43	Debris to perimeter walls at former	Low Risk	6 monthly	Do not inspect

	<i>ceiling height (0/30 Kitchen void above)</i>			
<i>Item 44</i>	<i>Debris to walls at former ceiling height (0/31 Office void above)</i>	<i>Low Risk</i>	<i>6 monthly</i>	<i>Do not inspect</i>
<i>Item 45</i>	<i>Debris to remnant ceiling battens (0/31 Office void above)</i>	<i>Low Risk</i>	<i>6 monthly</i>	<i>Do not inspect</i>
<i>Item 46</i>	<i>Debris to walls at former ceiling height (0/32 WC void above)</i>	<i>Low Risk</i>	<i>6 monthly</i>	<i>Do not inspect</i>
<i>Item 47</i>	<i>Debris to remnant ceiling battens (0/32 Wc void above)</i>	<i>Low Risk</i>	<i>6 monthly</i>	<i>Do not inspect</i>
<i>Item 48</i>	<i>No asbestos</i>	<i>Is present</i>		
<i>Item 49</i>	<i>Pipework flange gasket (0/33 Boiler Room)</i>	<i>Low Risk</i>	<i>6 monthly</i>	<i>09/06/2026</i>
<i>Item 50</i>	<i>Encapsulated insulation debris to wall (South) (0/33 Boiler Room)</i>	<i>Low Risk</i>	<i>6 monthly</i>	<i>09/12/2026</i>
<i>Item 51</i>	<i>Encapsulated insulation debris to wall (East) (0/33 Boiler Room)</i>	<i>Low Risk</i>	<i>6 monthly</i>	<i>09/12/2026</i>
<i>Item 52</i>	<i>Encapsulated insulation debris to wall (West) (0/33 Boiler Room)</i>	<i>Low Risk</i>	<i>6 monthly</i>	<i>09/12/2026</i>
<i>Item 53</i>	<i>Encapsulated insulation debris to wall (North) (0/33</i>	<i>Low Risk</i>	<i>6 monthly</i>	<i>09/12/2026</i>

	<i>Boiler Room)</i>			
Item 54	Debris to floor (0/33 Boiler Room)	Medium Risk	3 monthly	Removed June 2020
Item 55	Debris to original pipe hangers (0/33 Boiler Room)	Medium Risk	3 monthly	Removed June 2020
Item 56	Debris to original pipework flanges at low level (0/33 Boiler Room)	Medium Risk	3 monthly	Removed June 2020
Item 57	Debris to original gate valve at high level (0/33 Boiler Room)	Medium Risk	3 monthly	Removed June 2020
<i>Item 58</i>	<i>Encapsulated debris to gas pipework adj walls (0/33 Boiler Room)</i>	<i>Low Risk</i>	<i>6 monthly</i>	<i>09/12/2026</i>
<i>Item 59</i>	<i>Encapsulated debris to downpipes (0/33 Boiler Room)</i>	<i>Low Risk</i>	<i>6 monthly</i>	<i>09/12/2026</i>
Item 60	Debris to original pipework (0/33 Boiler Room)	Medium Risk	3 monthly	Removed June 2020
<i>Item 61</i>	<i>Encapsulated debris to underside of roof (0/33 Boiler Room)</i>	<i>Low Risk</i>	<i>6 monthly</i>	<i>09/12/2026 Just 3 sites</i>
Item 62	Debris to walls (0/33 Boiler Room tank room above)	Medium Risk	3 monthly	Removed June 2020
Item 63	Loose debris to beams (0/33 Boiler Room tank room above)	Medium Risk	3 monthly	Removed June 2020

<i>Item 64</i>	<i>No asbestos</i>	<i>Is present</i>		
<i>Item 65</i>	Debris to pipe redundant hanger (0/33 Boiler Room tank room above)	Medium Risk	3 monthly	Removed June 2020
<i>Item 66</i>	Debris to underside of roof (0/33 Boiler Room tank room above)	Medium Risk	3 monthly	Removed June 2020
<i>Item 67</i>	Debris to tank plinth (0/33 Boiler Room tank room above)	Medium Risk	3 monthly	Removed June 2020
<i>Item 68</i>	Debris to loose lying pipe hangers (0/33 Boiler Room tank room above)	Medium Risk	3 monthly	Removed June 2020
<i>Item 69</i>	<i>No asbestos</i>	<i>Is present</i>		
<i>Item 70</i>	<i>No asbestos</i>	<i>Is present</i>		
<i>Item 71</i>	<i>Remnant screed beneath lino (0/37 Classroom)</i>	<i>Very Low Risk</i>	<i>12 monthly</i>	<i>09/06/2027</i>
<i>Item 72</i>	<i>Sink pad (0/37 Classroom)</i>	<i>Very Low Risk</i>	<i>12 monthly</i>	<i>09/06/2027 Removed waiting WCN's</i>
<i>Item 73</i>	<i>Remnant screed beneath lino (0/38 Classroom)</i>	<i>Very Low Risk</i>	<i>12 monthly</i>	<i>09/06/2027</i>
<i>Item 74</i>	<i>No asbestos</i>	<i>Is present</i>		
<i>Item 75</i>	<i>Sink pad (0/38 Classroom)</i>	<i>Very Low Risk</i>	<i>12 monthly</i>	<i>09/06/2027</i>
<i>Item 76</i>	<i>Sink pad (0/39 Classroom)</i>	<i>Very Low Risk</i>	<i>12 monthly</i>	<i>09/06/2027</i>
<i>Item 77</i>	<i>No asbestos</i>	<i>Is present</i>		
<i>Item 78</i>	<i>Remnant screed</i>	<i>Very Low Risk</i>	<i>12 monthly</i>	<i>09/06/2027</i>

	beneath lino (0/39 Classroom)			
Item 79	Sink pad (0/40 Classroom)	Very Low Risk	12 monthly	09/06/2027
Item 80	No asbestos	Is present		
Item 81	Remnant screed beneath lino (0/40 Classroom)	Very Low Risk	12 monthly	09/06/2027
Item 82	Floor covering (0/41b Corridor Store)	Very Low Risk	12 monthly	09/06/2027
Item 83	No asbestos	Is present		
Item 84	No asbestos	Is present		
Item 85	No asbestos	Is present		
Item 86	Sub floor covering below carpet adjacent location 0/29 (0/43 Corridor)	Very Low Risk	12 monthly	09/06/2027
Item 87	No asbestos	Is present		
Item 88	No asbestos	Is present		
Item 89	No asbestos	Is present		
Item 90	No asbestos	Is present		
Item 91	No asbestos	Is present		
Item 92	No asbestos	Is present		
Item 94	No asbestos	Is present		
Item 95	No asbestos	Is present		
Item 96	No asbestos	Is present		
Item 97	No asbestos	Is present		
Item 98	No asbestos	Is present		
Item 99	No asbestos	Is present		
Item 100	No asbestos	Is present		
Item 101	No asbestos	Is present		
Item 102	No asbestos	Is present		
Item 103	No asbestos	Is present		
Item 104	No asbestos	Is present		
Item 105	No asbestos	Is present		
Item 106	No asbestos	Is present		

Item 107	No asbestos	Is present		
Item 108	No asbestos	Is present		
Item 109	Sealant to original window frame to 0/23 (External)	Very Low Risk	12 monthly	09/06/2027
Item 110	Insulation debris within hole to redundant electrical cables (0/33 Boiler Room)	Medium Risk	Do not	inspect
Item 111	No asbestos	Is present		
Item 112	No asbestos	Is present		
Item 113	No asbestos	Is present		
Item 114	No asbestos	Is present		
Item 115	No asbestos	Is present		
Item 116	No asbestos	Is present		
Item 117	No asbestos	Is present		
Item 118	No asbestos	Is present		
Item 119	No asbestos	Is present		
Item 120	No asbestos	Is present		
Item 121	No asbestos	Is present		
Item 122	No asbestos	Is present		
Item 123	No asbestos	Is present		
Item 124	No asbestos	Is present		
Item 125	No asbestos	Is present		
Item 126	No asbestos	Is present		
Item 127	No asbestos	Is present		
Item 128	No asbestos	Is present		
Item 129	No asbestos	Is present		
Item 130	No asbestos	Is present		
Item 131	No asbestos	Is present		
Item 132	No asbestos	Is present		
Item 133	No asbestos	Is present		
Item 134	No asbestos	Is present		
Item 135	No asbestos	Is present		
Item 136	No asbestos	Is present		
Item 137	No asbestos	Is present		
Item 138	No asbestos	Is present		
Item 139	Redundant flue inside ceiling void (Area 37/Ladies staff	Very Low Risk	12 monthly	Do not inspect

	toilet)			
Item 140	No asbestos	Is present		
Item 141	No asbestos	Is present		
Item 142	No asbestos	Is present		
Item 143	No asbestos	Is present		
Item 144	No asbestos	Is present		
Item 145	No asbestos	Is present		
Item 146	No asbestos	Is present		
Item 147	No asbestos	Is present		
Item 148	No asbestos	Is present		
Item 149	No asbestos	Is present		
Item 150	No asbestos	Is present		
Item 151	No asbestos	Is present		
Item 152	No asbestos	Is present		
Item 153	No asbestos	Is present		
Item 154	No asbestos	Is present		
Item 155	No asbestos	Is present		
Item 156	No asbestos	Is present		
Item 157	No asbestos	Is present		
Item 158	No asbestos	Is present		
Item 159	No asbestos	Is present		
Item 160	No asbestos	Is present		
Item 161	No asbestos	Is present		
Item 162	No asbestos	Is present		
Item 163	No asbestos	Is present		
Item 164	No asbestos	Is present		
Item 165	No asbestos	Is present		
Item 166	No asbestos	Is present		
Item 167	No asbestos	Is present		
Item 168	No asbestos	Is present		
Item 169	No asbestos	Is present		
Item 170	No asbestos	Is present		
Item 171	No asbestos	Is present		
Item 172	No asbestos	Is present		
Item 173	No asbestos	Is present		
Item 174	No asbestos	Is present		
Item 175	No asbestos	Is present		
Item 176	No asbestos	Is present		
Item 177	No asbestos	Is present		
Item 178	No asbestos	Is present		
Item 179	No asbestos	Is present		
Item 180	No asbestos	Is present		
Item 181	No asbestos	Is present		
Item 182	No asbestos	Is present		
Item 183	No asbestos	Is present		
Item 184	Floor Adhesive	Very Low	12 monthly	09/06/2027

	<i>under modern flooring and modern screed (Ground Floor G/004 Hallway/ passageway)</i>	<i>Risk</i>		
<i>Item 185</i>	<i>No asbestos</i>	<i>Is present</i>		
<i>Item 186</i>	<i>No asbestos</i>	<i>Is present</i>		
<i>Item 187</i>	<i>No asbestos</i>	<i>Is present</i>		
<i>Item 188</i>	<i>No asbestos</i>	<i>Is present</i>		
<i>Item 189</i>	<i>No asbestos</i>	<i>Is present</i>		
<i>Item 190</i>	<i>No asbestos</i>	<i>Is present</i>		

Sunderland
City Council

Asbestos Form 2 - Periodic Return

Site/Premises/School	
Date of Inspection	
Inspection By (signature)	
Print Name	

Inspect and advise condition of each individual item – failure to do so will result in periodic inspection returned and asked to complete again

Good Practice Guidance:

- Take photographs of ACMs for each inspection and store for future reference
- Compare previous photographs with current condition state to determine whether there has been any deterioration since the last inspection
- Replace missing/damaged asbestos labels/stickers
- Plant rooms
- Service risers and ducts
- Ceiling voids and underfloor voids
- Boiler rooms, meter cupboards, electrical risers

<u>Item no/Ref:</u>	<u>Condition</u>	<u>Action Required</u>	<u>Asbestos Sticker Displayed</u>	<u>Comments</u>
	Same/change	Yes/No	Yes/No	

For Office Use Only

Actions Required	
Actions Completed	
Alterations to Register	