

Foreward

ASBESTOS SURVEY REPORT FOR NORTHERN SAINTS C OF E PRIMARY SCHOOL, SUNDERLAND

I have enclosed for your information and retention the most recent asbestos survey (management) which applies to the property stated above. The purpose of the survey is to identify as far as possible, the materials containing asbestos fibres in your property.

The attached report is divided in sections so as to give as much information as possible, a basic reference section for use by premises managers and a more detailed report for use by contractors on site etc.

Plan of the Building and Sample Locations

This contains a plan of the building and identifies where asbestos samples have been taken from.

Photographs of Areas Sampled

This section contains photographs of all the areas where samples were taken. These photographs can be used when carrying out the periodic inspections to see if there has been any change or deterioration in its condition.

Survey Information

This section contains the survey information as printed from the central database held at Land and Property. It describes the type of asbestos present, its location, condition etc. Contractors should be shown this section along with the others when they are shown the register prior to starting any work.

Priority Risk Assessments

This section contains assessments which have been created using information from the survey and information on your property. This assessment helps to determine how often periodic checks on any asbestos need to be carried out by your Samo.

5 Simple Steps to Asbestos Management

This section details procedures for managing asbestos in your property. It gives guidance on the register, the inspections, any planned work and what to do when contractors arrive on site.

Commonly asked Questions

This section covers questions most commonly asked and can be referred to as/when the need arises.

The building has been surveyed as comprehensively as possible, all potentially fibrous materials have been examined and where necessary analysed by

competent UKAS accredited analysts and the findings of both recorded in the report.

This report is an important document and must be referred to before any building works are carried out. The report must be kept with your handbook and the checklists completed on a regular basis. You will be reminded when your specific checklists are due for submission.

Information for Employees Working in Premises where Asbestos Containing Materials Exist.

Asbestos is made up of fibrous materials, which are flexible, mechanically strong and resistant to stretching, heat and chemicals. As a consequence asbestos has been used extensively in buildings. Examples of asbestos containing materials found in buildings include exterior asbestos cement cladding; gutters and pipes; fireproof sprays on structural steel joists; insulation boards in service ducts and wall partitions; ceiling and floor tiles and pipe and boiler lagging.

Asbestos containing products can produce very small fibrous dust particles, which can not be seen by the naked eye. It is only when these fibres become airborne, due to damage, deterioration, disturbance etc, that there is a risk to health.

If asbestos is maintained in good condition and is not disturbed or damaged it does not pose a health risk.

The authority has a management system for ensuring that you are not exposed to asbestos containing materials that are in poor condition and may pose a health risk. This system is based on sound principals laid down by legislation and associated codes of practice and guidance.

It is not appropriate simply to remove all asbestos containing materials in buildings. Asbestos materials that are sound, undamaged and not releasing dust should be left alone. Any disturbance to such materials, however carefully controlled, will release fibres and be counter-productive.

Within the building you occupy, your department has nominated a Site Asbestos Monitoring Officer (SAMO). This individual is responsible for inspecting the asbestos containing materials to ensure they are not in a dangerous condition. Should you have any concerns about suspect materials within your premises you should contact the SAMO.

Restrictions on use, distribution and publication of the report

We accept no responsibility or liability for the consequences of this document being used for purpose other than for which it was commissioned.

To the extent that the document is based on the information available at the time of writing, Sunderland City Council accepts no liability for any consequences should this report be used for any other purpose

If you require any further information regarding the report or its application please contact Caroline Bage, Asbestos Manager on Tel: 07557938966.

Yours sincerely,

Paul Davies
Assistant Director of Assurance and Property Services

Sunderland
City Council

Sunderland City Council

*Control of Asbestos
Regulations 2012*

Asbestos Register for Northern Saints C of E Primary School



UPRN: - J553603

Location of register:-

Premises Manager / Samo: - Tenant

Date: 08 August 2025

Contact Numbers List: -

Caroline Bage Asbestos Manager – 07557938966

Contents

	<u>Section</u>
• Plan of building and sample locations	1
• Photographs of areas sampled	2
• Survey information	3
• Asbestos Management Plan, Priority Assessments,	4
• Contacts Form, Code of Practice	4
• 5 Simple Steps of Asbestos Management	5
• Commonly asked questions	6

Appendices

• Form 1 – Visitor Register	7
• Form 2 – Periodic Return Checklist and Schedule	8
• Form 3 – Works Notification Form	9
• Form 4 – Registration of All Disturbances	10
• Form 5 – Training Records	11

Plan of Building and Samples Location

- (Item 1) Presumed – Sealed Ducts (Sub Level Room 1 Boiler Room) (Ref 165) – Low Risk
- (Item 2) Presumed - Bitumen adhesive to floor (Room 2 Meeting Room) (Ref 2) – Low Risk
- (Item 3) Presumed – Bitumen adhesive to floor (Room 4 Dining Area) (Ref 4) – Low Risk
- (Item 4) Presumed - Bitumen Adhesive to floor (Room 5 Office) (Ref 5) - Low Risk
- (Item 5) Presumed - Bitumen adhesive to floor (Room 6 Main Hall Lobby) (Ref 6) – Low Risk
- (Item 6) Presumed – Bitumen adhesive below flooring (Room 8 Kitchen Vestibule/Store) (Ref 8) – Very Low Risk
- (Item 7) As KR09/86 – Skirting (Room 8 Kitchen Vestibule/Store) (Ref 9) – Very Low Risk
- (Item 8) Presumed – Bitumen adhesive below flooring (Room 9 Kitchen Store) (Ref 10) – Very Low Risk
- (Item 9) As KR09/86 – Skirting (Room 9 Kitchen Store) (Ref 11) – Very Low Risk
- (Item 10) Presumed – Bitumen adhesive below flooring (Room 10 Kitchen Store) (Ref 12) – Very Low Risk
- (Item 11) NSPS/002 – Skirting (Room 005 Kitchen Store) – Very Low Risk
- (Item 12) Presumed – Bitumen adhesive below flooring (Room 11 Kitchen Staff Room) (Ref 14) – Very Low Risk
- (Item 13) As KR09/86 – Skirting (Room 11 Kitchen Staff Room) (Ref 15) – Very Low Risk
- (Item 14) Presumed – Bitumen adhesive below flooring (Room 12 Kitchen Staff Toilet) (Ref 16) – Very Low Risk
- (Item 15) As KR09/86 – Skirting (Room 12 Kitchen Staff Toilet) (Ref 17) – Very Low Risk
- (Item 16) Presumed – Bitumen adhesive (Room 14 Kitchen Office) (Ref 19) – Very Low Risk
- (Item 17) As KR09/86 – Skirting (Room 14 Kitchen Office) (Ref 169) – Very Low Risk
- (Item 18) Presumed – Bitumen adhesive to floor (Room 18 Corridor) (Ref 23) – Low Risk
- (Item 19) 183/184-J524558 – Bitumen adhesive (Room 21 Gym Lobby) (Ref 26) – Very Low Risk
- (Item 20) *Presumed – Vinyl floor tiles (Room 23 Boys Toilet) (Ref 28) – Removed July 2015*
- (Item 21) *Presumed – Skirting (Room 23 Boys Toilet) (Ref 29) – Removed July 2015*
- (Item 22) Presumed – Bitumen adhesive beneath lino (Room 23 Boys Toilet) (Ref 30) - Very Low Risk
- (Item 23) Presumed – Vinyl floor tiles (Room 26 Girls Toilet) (Ref 33) – Very Low Risk

- (Item 24) Presumed – Skirting (Room 26 Girls Toilet) (Ref 34) – Very Low Risk
- (Item 25) Presumed – Bitumen adhesive beneath lino (Room 26 Girls Toilet) (Ref 35) – Very Low Risk
- (Item 26) Presumed – Bitumen adhesive to floor (Room 27 Corridor) (Ref 36) – Low Risk
- (Item 27) Presumed – Bitumen Adhesive to floor (Room 28 Store) (Ref 37) – Very Low Risk
- (Item 28) Presumed – Bitumen adhesive to floor (Room 29 Store) (Ref 38) – Very Low Risk
- (Item 29) Presumed – Bitumen adhesive to floor (Room 30 Store) (Ref 39) – Very Low Risk
- (Item 30) Presumed – Bitumen adhesive to floor (Room 31 Classroom) (Ref 40) - Low Risk
- (Item 31) Presumed – Bitumen adhesive to floor (Room 32 Classroom) (Ref 41) – Low Risk
- (Item 32) Presumed – Bitumen adhesive to floor (Room 33 Classroom) (Ref 43) – Low Risk
- (Item 33) *Presumed - Skirting (Room 33 Classroom) (Ref 44) – Removed July 2015*
- (Item 34) Presumed – Bitumen adhesive to floor (Room 34 Classroom) (Ref 45) – Low Risk
- (Item 35) Presumed – Bitumen adhesive to floor (Room 35 Classroom) (Ref 46) – Low Risk
- (Item 36) *As KR09/86 – Skirting (Room 35 Classroom) (Ref 47) - Removed July 2015*
- (Item 37) Presumed – Bitumen adhesive (Room 36 Classroom) (Ref 48) – Low Risk
- (Item 38) *As KR09/86 – Skirting (Room 36 Classroom) (Ref 49) – Removed July 2015*
- (Item 39) *KR09/97 – Lagging to pipework (Room 36 Classroom) (Ref 50) – Removed July 2015*
- (Item 40) Presumed – Bitumen adhesive to floor (Room 40 Corridor) (Ref 54) – Low Risk
- (Item 41) Presumed – Vinyl floor tiles (Room 41 Girls Toilet) (Ref 55) – Very Low Risk
- (Item 42) Presumed – Bitumen adhesive (Room 41 Girls Toilet) (Ref 56) - Very Low Risk
- (Item 43) Presumed – Skirting (Room 41 Girls Toilet) (Ref 57) – Very Low Risk
- (Item 44) *Presumed – Vinyl floor tiles (Room 43 Corridor) (Ref 59) - Removed July 2015*
- (Item 45) Presumed – Bitumen adhesive (Room 43 Corridor) (Ref 60) – Low Risk
- (Item 46) *Presumed – Vinyl floor tiles (Room 44 Boys Toilet) (Ref 61) – Removed July 2015*
- (Item 47) *Presumed - Bitumen adhesive (Room 44 Boys Toilet) (Ref 62) - Removed July 2015*
- (Item 48) *Presumed – Skirting (Room 44 Boys Toilet) (Ref 63) - Removed July 2015*
- (Item 49) Presumed – Bitumen adhesive to floor (Room 45 Classroom) (Ref 64) - Low Risk

- (Item 50) Presumed – Vinyl floor tiles (Room 46 Classroom) (Ref 65) – Removed August 2017
- (Item 51) Presumed – Bitumen adhesive beneath carpet (Room 46 Classroom) (Ref 66) – Low Risk
- (Item 52) Presumed – Skirting (Room 46 Classroom) (Ref 67) - Removed July 2015
- (Item 53) Presumed – Vinyl floor tiles (Room 47 Classroom) (Ref 68) – Removed August 2017
- (Item 54) Presumed – Bitumen adhesive (Room 47 Classroom) (Ref 69) – Low Risk
- (Item 55) As KR09/86 – Skirting (Room 47 Classroom) (Ref 70) – Removed July 2015
- (Item 56) Presumed – Bitumen adhesive to floor (Room 48 Classroom) (Ref 71) – Low Risk
- (Item 57) Presumed – Bitumen Adhesive to floor (Room 49 Office) (Ref 72) – Low Risk
- (Item 58) As KR09/86 – Skirting (Room 49 Office) (Ref 73) - Very Low Risk
- (Item 59) Presumed – Bitumen adhesive to floor (Room 50 Medical Room) – (Ref 74) – Very Low Risk
- (Item 60) Presumed – Bitumen adhesive to floor (Room 51 Office) – (Ref 75) – Low Risk
- (Item 61) Presumed – Vinyl floor tiles (Room 54 Store) (Ref 78) - Removed July 2015
- (Item 62) Presumed – Bitumen tile adhesive (Room 54 Store) (Ref 79) – Very Low Risk
- (Item 63) Presumed – Vinyl floor tiles (Room 55 Store) (Ref 80) – Removed July 2015
- (Item 64) Presumed – Bitumen adhesive (Room 55 Store) (Ref 81) – Very Low Risk
- (Item 65) Presumed – Vinyl floor tiles (Room 56 Office) (Ref 82) - Removed July 2015
- (Item 66) Presumed – Bitumen adhesive (Room 56 Office) (Ref 83) -Very Low Risk
- (Item 67) Presumed – Bitumen adhesive below carpet (Room 57 Classroom) (Ref 84) – Low Risk
- (Item 68) Presumed – Skirting (Room 57 Classroom) (Ref 85) – Very Low Risk
- (Item 69) Presumed – Bitumen adhesive below carpet (Room 58 Classroom) (Ref 86) – Low Risk
- (Item 70) Presumed – Skirting (Room 58 Classroom) (Ref 87) – Very Low Risk
- (Item 71) Presumed – Bitumen adhesive to floor (Room 59 Corridor) (Ref 88) - Low Risk
- (Item 72) Presumed – Bitumen adhesive to floor (Room 61 Reception Office) (Ref 90) – Low Risk
- (Item 73) Presumed – Bitumen adhesive to floor (Room 62 Reception Office Cupboard) (Ref 91) – Very Low Risk
- (Item 74) Presumed – Bitumen adhesive to floor (Room 63 Reception Office Cupboard) (Ref 92) – Very Low Risk
- (Item 75) Presumed – Bitumen adhesive (Room 65 Store) (Ref 94) – Very Low Risk
- (Item 76) Presumed – Bitumen adhesive to floor (Room 66 Reptile Room) (Ref 95) – Low Risk

- (Item 77) NSPS/002 – Bitumen adhesive to floor (Room G002 Corridor) – Very Low Risk
- (Item 78) Presumed – Bitumen adhesive to floor (Room 70 Library) (Ref 99) – Low Risk
- (Item 79) KR09/97– Lagging to pipework (Room 73 Store) (Ref 102) – Medium Risk
- (Item 80) Presumed – Vinyl floor tiles (Room 74 Corridor) (Ref 103) – Removed August 2017
- (Item 81) Presumed – Bitumen adhesive (Room 74 Corridor) (Ref 104) – Low Risk
- (Item 82) Presumed – Vinyl floor tiles beneath carpet (Room 76 Corridor) (Ref 106) – Low Risk
- (Item 83) Presumed – Bitumen adhesive (Room 76 Corridor) (Ref 107) – Low Risk
- (Item 84) Presumed – Vinyl floor tiles (Room 79 Corridor) (Ref 110) – Removed August 2017
- (Item 85) Presumed – Bitumen adhesive (Room 79 Corridor) (Ref 111) – Low Risk
- (Item 86) Presumed – Vinyl floor tiles (Room 80 Store) (Ref 112) – Removed August 2017
- (Item 87) Presumed – Bitumen adhesive (Room 80 Store) (Ref 113) – Very Low Risk
- (Item 88) Presumed – Vinyl floor tiles (Room 81 Store) (Ref 114) – Removed August 2017
- (Item 89) Presumed – Bitumen adhesive (Room 81 Store) (Ref 115) – Very Low Risk
- (Item 90) Presumed – Vinyl floor tiles (Room 82 Store) (Ref 116) - Very Low Risk
- (Item 91) Presumed – Bitumen adhesive (Room 82 Store) (Ref 117) – Very Low Risk
- (Item 92) Presumed – Bitumen adhesive (Room 85 Girls Toilet) (Ref 120) – Very Low Risk
- (Item 93) Presumed – Bitumen adhesive to floor (Room 86 Boys Toilet) (Ref 121) – Very Low Risk
- (Item 94) Presumed – Vinyl floor tiles (Room 87 Classroom) (Ref 122) – Removed August 2017
- (Item 95) Presumed - Bitumen adhesive (Room 87 Classroom) (Ref 123) – Low Risk
- (Item 96) Presumed - Skirting (Room 87 Classroom) (Ref 124) – Removed August 2017
- (Item 97) Presumed – Bitumen adhesive below carpet (Room 88 Classroom) (Ref 125) – Low Risk
- (Item 98) Presumed – Skirting (Room 88 Classroom) (Ref 126) – Removed August 2017
- (Item 99) Presumed – Bitumen adhesive below carpet (Room 89 Classroom) (Ref 127) Low Risk
- (Item 100) Presumed – Skirting (Room 89 Classroom) (Ref 128) – Removed August 2017
- (Item 101) Presumed – Bitumen adhesive to floor (Room 90 Classroom) (Ref 129) – Low Risk
- (Item 102) Presumed – Vinyl Floor tiles (Room 94 Corridor) (Ref 133) – Low Risk

- (Item 103) NSPS/002 – Bitumen adhesive (Room 010 Corridor) – Very Low Risk
- (Item 104) Presumed – Bitumen adhesive (Room 95 Store) (Ref 135) – Very Low Risk
- (Item 105) As KR09/86 – Skirting (Room 95 Store) (Ref 136) – Very Low Risk
- (Item 106) Presumed – Vinyl floor tiles (Room 96 Girls Toilet) (Ref 137) – Very Low Risk
- (Item 107) Presumed – Bitumen Adhesive (Room 96 Girls Toilet) (Ref 138) – Very Low Risk
- (Item 108) As KR09/86 – Skirting (Room 96 Girls Toilet) (Ref 139) – Very Low Risk
- (Item 109) Presumed – Vinyl floor tiles (Room 97 Boys Toilet) (Ref 140) – Very Low Risk
- (Item 110) Presumed – Bitumen adhesive (Room 97 Boys Toilet) (Ref 141) – Very Low Risk
- (Item 111) As KR09/86 – Skirting (Room 97 Boys Toilet) (Ref 142) – Very Low Risk
- (Item 112) NSPS/003 – Skirting (Room 007 Classroom) – No Risk
- (Item 113) NSPS/002 – Bitumen adhesive (Room 007 Classroom) – Very Low Risk
- (Item 114) NSPS/003 – Skirting (Room 006 Classroom) – No Risk
- (Item 115) NSPS/002 – Bitumen adhesive (Room 006 Classroom) – Very Low Risk
- (Item 116) NSPS/003 – Skirting (Room 005 Classroom) – No Risk
- (Item 117) Presumed – Bitumen adhesive (Room 102 Classroom) (Ref 150) – Low Risk
- (Item 118) Presumed – Bitumen adhesive (Room 103 Corridor/Lobby) (Ref 151) – Low Risk
- (Item 119) Presumed – Bitumen adhesive (Room 104 Classroom) (Ref 152) – Low Risk
- (Item 120) Presumed – Bitumen adhesive (Room 105 Classroom) (Ref 153) – Low Risk
- (Item 121) Presumed – Vinyl floor tiles (Room 108 Boys Toilet) (Ref 156) – Very Low Risk
- (Item 122) Presumed – Bitumen adhesive (Room 108 Boys Toilet) (Ref 157) – Very Low Risk
- (Item 123) As KR09/86 – Skirting (Room 108 Boys Toilet) (Ref 158) – Very Low Risk
- (Item 124) Presumed – Vinyl floor tiles (Room 110 Girls Toilet) (Ref 160) – Very Low Risk
- (Item 125) Presumed – Bitumen adhesive (Room 110 Girls Toilet) (Ref 161) – Very Low Risk
- (Item 126) As KR09/86 – Skirting (Room 110 Girls Toilet) (Ref 162) – Very Low Risk
- (Item 127) Presumed – Bitumen adhesive (Room 112 Classroom) (Ref 42) – Low Risk
- (Item 128) NSPS/004 – Corrugated soffits throughout (External) – Very Low Risk
- (Item 129) KR09/140 – Damp proof course (External) (Ref 168) – Very Low Risk
- (Item 130) Presumed – Pipe Lagging (Heater Cupboard) – Low Risk
- (Item 131) 107693-3 – Ceiling (Staff Toilet) – No Risk
- (Item 132) 107693-1 – Adhesive backing to lino subfloor (Ramped corridor) – Very Low Risk
- (Item 133) 107693-2 – Subfloor (Ramped corridor) – No Risk

- (Item 134) BH000572 – Insulation debris (Duct adj Head Teachers office) – Medium Risk
- (Item 135) BH000573 – Insulation debris (Duct adj Head Teachers office) – Medium Risk
- (Item 136) BH000574 – Small bore insulation (Duct adj Head Teachers office) – Low Risk
- (Item 137) BH000575 - Small bore insulation (Duct adj Head Teachers office) – Low Risk
- (Item 138) BH000576 – Large bore insulation (Duct adj Head Teachers office) – Low Risk
- (Item 139) BH000577 - Large bore insulation (Duct adj Head Teachers office) – Low Risk
- (Item 140) BH000578 – Insulation debris (Duct adj Head Teachers office) – Medium Risk
- (Item 141) BH000579 – Insulation debris (Duct adj Head Teachers office) – Medium Risk
- (Item 142) BH000580 – Debris to duct hatch (Duct adj Head Teachers office) – No Risk
- (Item 143) Presumed – Mains cable sheathe (Duct adj Head Teachers office) – Low Risk
- (Item 144) BS001666 – Floor screed (Yr 6 Girls Toilet) – No Risk
- (Item 145) BS001667 – Black Skirting (Yr 6 Girls Toilets) – No Risk
- (Item 146) BS001670 – Sink Pad (Yr 4 Classroom) – No Risk
- (Item 147) BS001671 – Floor tile remnants (Yr 4 Classroom) – No Risk
- (Item 148) BS017804 – Roof Felt (External) – No Risk
- (Item 149) BS017806 – Floor screed (Internal cloakroom area where toilet to be created) – Very Low Risk
- (Item 150) 21-30151-1 – Floor below carpet and screed (Classroom) – No Risk
- (Item 151) 21-36878-1 – Adhesive to ceramic tiles to walls (Area 1/Boys Toilet) – No Risk
- (Item 152) 21-36878-2 – Old frame sealant to window frame (Area 1/Boys Toilet) – No Risk
- (Item 153) 21-36878-2 – Old frame sealant to window frame (Area 2/Girls Toilet) – No Risk
- (Item 154) 21-36878-3 – Adhesive to ceramic tiles to walls (Area 2/Girls Toilet) – No Risk
- (Item 155) NSPS/001 – Ceiling tiles (G/001/Hall) – No Risk
- (Item 156) NSPS/005 - Textured coating to ceiling above suspended ceiling (G/013/Office) – No Risk
- (Item 157) KG000932 - Insulation – Paint (Cupboard G/01) – No Risk
- (Item 158) KG000933 - Insulation - Plaster on window wall (Cupboard G/01) – No Risk

Sampling of Upright Blow Heater units within the school
(Please consult additional plan for areas)

EV001734 – Pipe lagging (Class 3/4) – Removed July 2015
EV001735 - Red pipework (Class 3/4) – Removed July 2015
EV001736 – Green pipework (Class 3/4) – Removed July 2015
EV001737 – Swab of pipework (Year 5 Rm 2) – No Risk
EV001738 – Swab of void floor (Year 5 Rm 2) - No Risk
EV001739 – Residue to pipework (Year 2 Rm 3) – No Risk
EV001740 – Residue to pipework (Year 2 Rm 4) – No Risk
EV001741 – Debris to pipework (Year 1 Room 5) - No Risk
EV001742 – Debris to pipework (Year1 Room 6) – No Risk
EV001743 – Residue to pipework (Infant Hall unit 1) - No Risk

Please note the survey carried out was non-intrusive. Should major refurbishment be planned for the property, further investigation will be required.

Debris was noted in the Boiler Room and Store Room in 2010. If this happens again or before any works are carried out in these areas please inform property services and carry out further investigation works.

Photographs of Areas Sampled



Item 1: Presumed

The duct entrances to the boiler room (Sub level 1 Room 1) are sealed and are presumed to contain asbestos lagging.


Any changes in its appearance should be noted and passed to Property Services.



Item 2: Presumed

The bitumen adhesive to the floor below the cement skim to the floor in the meeting room (Room 2) is presumed to contain asbestos.

Any changes in its appearance should be noted and passed to Property Services.




Item 3: Presumed

The bitumen adhesive to the floor below the cement skim to the floor in the dining area (Room 4) is presumed to contain asbestos.

Any changes in its appearance should be noted and passed to Property Services.


Photographs of Areas Sampled – (Cont)



Item 4: Presumed

The bitumen adhesive to the floor below the cement skim to the floor in the office (Room 5) is presumed to contain asbestos.


Any changes in its appearance should be noted and passed to Property Services.



Item 5: Presumed

The bitumen adhesive to the floor below the cement skim to the floor in the main hall lobby (Room 6) is presumed to contain asbestos.

Any changes in its appearance should be noted and passed to Property Services.



Item 6: Presumed

The bitumen adhesive to the floor below the cement skim to the floor in the kitchen vestibule /store (Room 8) is presumed to contain asbestos.

Any changes in its appearance should be noted and passed to Property Services.

Photographs of Areas Sampled – (Cont)



Item 7: As KR09/86

The skirting to the base of the wall in the kitchen vestibule / store (Room 8) contains asbestos.


Any changes in its appearance should be noted and passed to Property Services.



Item 8: Presumed

The bitumen adhesive to the floor below the cement skim to the floor in the kitchen store (Room 9) is presumed to contain asbestos.

Any changes in its appearance should be noted and passed to Property Services.




Item 9: As KR09/86

The skirting to the base of the wall in the kitchen store (Rooms 9) contains asbestos.

Any changes in its appearance should be noted and passed to Property Services.

Photographs of Areas Sampled – (Cont)


Item 10: Presumed



The bitumen adhesive to the floor below the cement skim to the floor in the kitchen store (Room 10) is presumed to contain asbestos.

Any changes in its appearance should be noted and passed to Property Services.

Item 11: NSPS/002



The skirting to the base of the wall in the kitchen store (Room 005) contains asbestos.

Any changes in its appearance should be noted and passed to Property Services.

Item 12: Presumed



The bitumen adhesive below flooring in the kitchen staff room (Room 11) is presumed to contain asbestos.

Any changes in its appearance should be noted and passed to Property Services.


Photographs of Areas Sampled – (Cont)



Item 13: As KR09/86

The skirting to the base of the wall in the kitchen staff room (Room 11) contains asbestos.


Any changes in its appearance should be noted and passed to Property Services.



Item 14: Presumed

The bitumen adhesive below flooring in the kitchen staff toilet (Room 12) is presumed to contain asbestos.

Any changes in its appearance should be noted and passed to Property Services.



Item 15: As KR09/86

The skirting to the base of the wall in the kitchen staff toilet (Room 12) contains asbestos.

Any changes in its appearance should be noted and passed to Property Services.

Photographs of Areas Sampled – (Cont)



Item 16: Presumed

The bitumen adhesive below modern lino in the kitchen office (Room 14) is presumed to contain asbestos.


Any changes in its appearance should be noted and passed to Property Services.



Item 17: As KR09/86

The skirting to the base of the wall in the kitchen office (Room 14) contains asbestos.

Any changes in its appearance should be noted and passed to Property Services.



Item 18: Presumed

The bitumen adhesive to the floor below the cement skim to the floor in the corridor (Room 18) is presumed to contain asbestos.

Any changes in its appearance should be noted and passed to Property Services.

Photographs of Areas Sampled – (Cont)



Item 19: Presumed

The bitumen adhesive to the floor below the cement skim to the floor in the gym lobby (Room 21) is presumed to contain asbestos.


Any changes in its appearance should be noted and passed to Property Services.



Item 20: Presumed

The vinyl floor tiles beneath the lino in the boys toilet (Room 23) contained asbestos.

These were removed in July 2015.



Item 21: Presumed

The skirting to the base of the wall beneath the lino in the boys wc (Room 23) contained asbestos.

These were removed in July 2015.

Photographs of Areas Sampled – (Cont)



Item 22: Presumed

The bitumen adhesive beneath lino in the boys wc (Room 23) is presumed to contain asbestos.


Any changes in its appearance should be noted and passed to Property Services.



Item 23: Presumed

The vinyl floor tiles beneath the lino in the Girls toilet (Room 26) contain asbestos.

Any changes in its appearance should be noted and passed to Property Services.



Item 24: Presumed

The skirting to the base of the wall beneath the lino in the Girls wc (Room 26) contains asbestos.

Any changes in its appearance should be noted and passed to Property Services.


Photographs of Areas Sampled – (Cont)



Item 25: Presumed

The bitumen adhesive beneath lino to the floor in the Girls wc (Room 26) is presumed to contain asbestos.


Any changes in its appearance should be noted and passed to Property Services.



Item 26: Presumed

The bitumen adhesive to the floor below the cement skim to the floor in the corridor (Room 27) is presumed to contain asbestos.

Any changes in its appearance should be noted and passed to Property Services.




Item 27: Presumed

The bitumen adhesive to the floor below the cement skim to the floor in the store (Room 28) is presumed to contain asbestos.

Any changes in its appearance should be noted and passed to Property Services.


Photographs of Areas Sampled – (Cont)



Item 28: Presumed

The bitumen adhesive to the floor below the cement skim to the floor in the store (Room 29) is presumed to contain asbestos.


Any changes in its appearance should be noted and passed to Property Services.



Item 29: Presumed

The bitumen adhesive to the floor below the cement skim to the floor in the store (Room 30) is presumed to contain asbestos.

Any changes in its appearance should be noted and passed to Property Services.




Item 30: Presumed

The bitumen adhesive to the floor below the cement skim to the floor in the classroom (Room 31) is presumed to contain asbestos.

Any changes in its appearance should be noted and passed to Property Services.


Photographs of Areas Sampled – (Cont)



Item 31: Presumed

The bitumen adhesive to the floor below the cement skim to the floor in the classroom (Room 32) is presumed to contain asbestos.


Any changes in its appearance should be noted and passed to Property Services.



Item 32: Presumed

The bitumen adhesive to the floor in the classroom (Room 33) is presumed to contain asbestos.

Any changes in its appearance should be noted and passed to Property Services.



Item 33: Presumed

The skirting to the base of the wall behind the cupboards in the classroom (Room 33) was presumed to contain asbestos.

This was removed in July 2015.


Photographs of Areas Sampled – (Cont)



Item 34: Presumed

The bitumen adhesive to the floor below the cement skim to the floor in the classroom (Room 34) is presumed to contain asbestos.

Any changes in its appearance should be noted and passed to Property Services.



Item 35: Presumed

The bitumen adhesive to the floor in the classroom (Room 35) is presumed to contain asbestos.

Any changes in its appearance should be noted and passed to Property Services.




Item 36: Presumed

The skirting to the base of the wall behind the cupboards in the classroom (Room 35) was presumed to contain asbestos.

This was removed in July 2015.


Photographs of Areas Sampled – (Cont)



Item 37: Presumed

The bitumen adhesive to the floor in the classroom (Room 36) is presumed to contain asbestos.


Any changes in its appearance should be noted and passed to Property Services.



Item 38: Presumed

The skirting to the base of the wall behind the cupboards in the classroom (Room 36) was presumed to contain asbestos.

This was removed in July 2015.



Item 39: Presumed

The lagging to the pipework within the heater boxing in the classroom (Room 36) was presumed to contain asbestos.

This was removed by Building Needs in July 2015.


Photographs of Areas Sampled – (Cont)



Item 40: Presumed

The bitumen adhesive to the floor below the cement skim to the floor in the corridor (Room 40) is presumed to contain asbestos.


Any changes in its appearance should be noted and passed to Property Services.



Item 41: Presumed

The vinyl floor tiles beneath the modern lino in the girls wc (Room 41) is presumed to contain asbestos.

Any changes in its appearance should be noted and passed to Property Services.




Item 42: Presumed

The bitumen adhesive beneath the modern lino in the girls wc (Room 41) is presumed to contain asbestos.

Any changes in its appearance should be noted and passed to Property Services.


Photographs of Areas Sampled – (Cont)



Item 43: As KR09/86

The skirting to wall beneath the lino in the Girls wc (Room 41) is presumed to contain asbestos.


Any changes in its appearance should be noted and passed to Property Services.



Item 44: Presumed

The vinyl floor tiles beneath the carpet in the corridor (Room 43) were presumed to contain asbestos.

These were removed in July 2015.



Item 45: Presumed

The bitumen adhesive to the floor in the corridor (Room 43) is presumed to contain asbestos.

Any changes in its appearance should be noted and passed to Property Services.

Photographs of Areas Sampled – (Cont)



Item 46: Presumed

The vinyl floor tiles beneath the modern lino in the Boys wc (Room 44) were presumed to contain asbestos.


These were removed in July 2015.



Item 47: Presumed

The bitumen adhesive beneath modern lino in the Boys wc (Room 44) is presumed to contain asbestos.

This was removed in July 2015.



Item 48: As KR09/86

The skirting to wall beneath the lino in the Boys wc (Room 44) was presumed to contain asbestos.

This was removed in July 2015.


Photographs of Areas Sampled – (Cont)



Item 49: Presumed

The bitumen adhesive to the floor below the cement skim to the floor in the classroom (Room 45) is presumed to contain asbestos.


Any changes in its appearance should be noted and passed to Property Services.



Item 50: Presumed

The vinyl floor tiles beneath the carpet in the classroom (Room 46) are presumed to contain asbestos.

This was removed August 2017.



Item 51: Presumed

The bitumen adhesive beneath carpet in the classroom (Room 46) is presumed to contain asbestos.

Any changes in its appearance should be noted and passed to Property Services.


Photographs of Areas Sampled – (Cont)



Item 52: Presumed

The skirting to wall beneath the lino in the classroom behind the cupboards (Room 46) was presumed to contain asbestos.


This was removed in July 2015.



Item 53: Presumed

The vinyl floor tiles beneath the carpet in the classroom (Room 47) are presumed to contain asbestos.

This was removed August 2017.



Item 54: Presumed

The bitumen adhesive beneath carpet in the classroom (Room 47) is presumed to contain asbestos.

Any changes in its appearance should be noted and passed to Property Services.

Photographs of Areas Sampled – (Cont)



Item 55: Presumed

The skirting to wall beneath the lino in the classroom behind the cupboards (Room 47) was presumed to contain asbestos.


This was removed in July 2015.



Item 56: Presumed

The bitumen adhesive to the floor below the cement skim to the floor in the classroom (Room 48) is presumed to contain asbestos.

Any changes in its appearance should be noted and passed to Property Services.




Item 57: Presumed

The bitumen adhesive to the floor in the office (Room 49) is presumed to contain asbestos.

Any changes in its appearance should be noted and passed to Property Services.


Photographs of Areas Sampled – (Cont)



Item 58: As KR09/86

The skirting to wall in the office (Room 49) is presumed to contain asbestos.


Any changes in its appearance should be noted and passed to Property Services.



Item 59: Presumed

The bitumen adhesive to the floor below the carpet in the Medical Room (Room 50) is presumed to contain asbestos.

Any changes in its appearance should be noted and passed to Property Services.



Item 60: Presumed

The bitumen adhesive to the floor below the carpet in the office (Room 51) is presumed to contain asbestos.

Any changes in its appearance should be noted and passed to Property Services.

Photographs of Areas Sampled – (Cont)

No photographic evidence available

Item 61: Presumed

The vinyl floor tiles beneath the carpet in the store (Room 54) were presumed to contain asbestos.

These were removed in July 2015.

No photographic evidence available

Item 62: Presumed

The bitumen adhesive to the floor in the store room (Room 54) is presumed to contain asbestos.

Any changes in its appearance should be noted and passed to Property Services.




Item 63: Presumed

The vinyl floor tiles beneath the carpet in the store (Room 55) were presumed to contain asbestos.

These were removed in July 2015.


Photographs of Areas Sampled – (Cont)



Item 64: Presumed

The bitumen adhesive to the floor in the store room (Room 55) is presumed to contain asbestos.


Any changes in its appearance should be noted and passed to Property Services.



Item 65: Presumed

The vinyl floor tiles beneath the carpet in the office (Room 56) were presumed to contain asbestos.

These were removed in July 2015.



Item 66: Presumed

The bitumen adhesive to the floor in the office (Room 56) is presumed to contain asbestos.

Any changes in its appearance should be noted and passed to Property Services.

Photographs of Areas Sampled – (Cont)



Item 67: Presumed

The bitumen adhesive to the floor below the carpet in the classroom (Room 57) is presumed to contain asbestos.


Any changes in its appearance should be noted and passed to Property Services.



Item 68: Presumed

The skirting to base of wall behind the cupboards in the classroom (Room 57) is presumed to contain asbestos.

Any changes in its appearance should be noted and passed to Property Services.



Item 69: Presumed

The bitumen adhesive below the carpet in the classroom (Room 58) is presumed to contain asbestos.

Any changes in its appearance should be noted and passed to Property Services.


Photographs of Areas Sampled – (Cont)



Item 70: As KR09/86

The skirting to base of wall behind the cupboards in the classroom (Room 58) is presumed to contain asbestos.


Any changes in its appearance should be noted and passed to Property Services.



Item 71: Presumed

The bitumen adhesive to the floor below the cement skim to the floor in the corridor (Room 59) is presumed to contain asbestos.

Any changes in its appearance should be noted and passed to Property Services.




Item 72: Presumed

The bitumen adhesive to the floor below the cement skim to the floor in the reception office (Room 61) is presumed to contain asbestos.

Any changes in its appearance should be noted and passed to Property Services.


Photographs of Areas Sampled – (Cont)



Item 73: Presumed

The bitumen adhesive to the floor below the cement skim to the floor in the reception office cupboard (Room 62) is presumed to contain asbestos.


Any changes in its appearance should be noted and passed to Property Services.



Item 74: Presumed

The bitumen adhesive to the floor below in the reception office cupboard (Room 63) is presumed to contain asbestos.

Any changes in its appearance should be noted and passed to Property Services.




Item 75: Presumed

The bitumen adhesive to the floor below the cement skim in the store (Room 65) is presumed to contain asbestos.

Any changes in its appearance should be noted and passed to Property Services.


Photographs of Areas Sampled – (Cont)



Item 76: Presumed

The bitumen adhesive to the floor below the cement skim to the floor in the reptile room (Room 66) is presumed to contain asbestos.

Any changes in its appearance should be noted and passed to Property Services.



Item 77: NSPS/002

The bitumen adhesive to the floor below the cement skim to the floor in the corridor (Room G002) contains asbestos.

Any changes in its appearance should be noted and passed to Property Services.



Item 78: Presumed

The bitumen adhesive to the floor below the cement skim to the floor in the library (Room 70) is presumed to contain asbestos.

Any changes in its appearance should be noted and passed to Property Services.


Photographs of Areas Sampled – (Cont)



Item 79: KR09/97

The lagging to the pipework in the store (Room 73) is strongly presumed to contain asbestos.


Any changes in its appearance should be noted and passed to Property Services.



Item 80: Presumed

The vinyl floor tiles beneath the carpet in the corridor (Room 74) are presumed to contain asbestos.

This was removed August 2017.




Item 81: Presumed

The bitumen adhesive to the floor in the corridor (Room 74) is presumed to contain asbestos.

Any changes in its appearance should be noted and passed to Property Services.


Photographs of Areas Sampled – (Cont)



Item 82: Presumed

The vinyl floor tiles beneath the carpet in the corridor (Room 76) are presumed to contain asbestos.


Any changes in its appearance should be noted and passed to Property Services.



Item 83: Presumed

The bitumen adhesive to the floor in the corridor (Room 76) is presumed to contain asbestos.

Any changes in its appearance should be noted and passed to Property Services.




Item 84: Presumed

The vinyl floor tiles beneath the carpet in the corridor (Room 79) are presumed to contain asbestos.

This was removed August 2017.


Photographs of Areas Sampled – (Cont)



Item 85: Presumed

The bitumen adhesive to the floor in the corridor (Room 79) is presumed to contain asbestos.


Any changes in its appearance should be noted and passed to Property Services.



Item 86: Presumed

The vinyl floor tiles beneath the lino in the store (Room 80) are presumed to contain asbestos.

This was removed August 2017.



Item 87: Presumed

The bitumen adhesive to the floor in the store (Room 80) is presumed to contain asbestos.

Any changes in its appearance should be noted and passed to Property Services.

Photographs of Areas Sampled – (Cont)



Item 88: Presumed

The vinyl floor tiles beneath the carpet in the store (Room 81) are presumed to contain asbestos.

This was removed August 2017.



Item 89: Presumed

The bitumen adhesive to the floor in the store (Room 81) is presumed to contain asbestos.

Any changes in its appearance should be noted and passed to Property Services.



Item 90: Presumed

The vinyl floor tiles beneath the carpet in the store (Room 82) are presumed to contain asbestos.

Any changes in its appearance should be noted and passed to Property Services.


Photographs of Areas Sampled – (Cont)



Item 91: Presumed

The bitumen adhesive to the floor in the store (Room 82) is presumed to contain asbestos.


Any changes in its appearance should be noted and passed to Property Services.



Item 92: Presumed

The bitumen adhesive to the floor below the cement skim to the floor in the Girls toilet (Room 85) is presumed to contain asbestos.

Any changes in its appearance should be noted and passed to Property Services.




Item 93: Presumed

The bitumen adhesive to the floor below the cement skim to the floor in the Boys toilet (Room 86) is presumed to contain asbestos.

Any changes in its appearance should be noted and passed to Property Services.


Photographs of Areas Sampled – (Cont)



Item 94: Presumed

The vinyl floor tiles beneath the carpet in the classroom (Room 87) are presumed to contain asbestos.


This was removed August 2017.



Item 95: Presumed

The bitumen adhesive to the floor in the classroom (Room 87) is presumed to contain asbestos.

Any changes in its appearance should be noted and passed to Property Services.



Item 96: Presumed

The skirting to base of wall behind modern in the classroom (Room 87) is presumed to contain asbestos.

This was removed August 2017.


Photographs of Areas Sampled – (Cont)



Item 97: Presumed

The bitumen adhesive beneath the carpet in the classroom (Room 88) is presumed to contain asbestos.


Any changes in its appearance should be noted and passed to Property Services.



Item 98: Presumed

The skirting to base of wall behind modern in the classroom (Room 88) is presumed to contain asbestos.

This was removed August 2017.



Item 99: Presumed

The bitumen adhesive beneath the carpet in the classroom (Room 89) is presumed to contain asbestos.

Any changes in its appearance should be noted and passed to Property Services.


Photographs of Areas Sampled – (Cont)



Item 100: Presumed

The skirting to base of wall behind modern in the classroom (Room 89) is presumed to contain asbestos.


This was removed August 2017.



Item 101: Presumed

The bitumen adhesive below the cement skim to the floor in the classroom (Room 90) is presumed to contain asbestos.

Any changes in its appearance should be noted and passed to Property Services.




Item 102: Presumed

The vinyl floor tiles beneath the modern lino in the corridor (Room 94) are presumed to contain asbestos.

Any changes in its appearance should be noted and passed to Property Services.


Photographs of Areas Sampled – (Cont)



Item 103: NSPS/002

The bitumen adhesive beneath the modern lino to the corridor (Room 010) contains asbestos.


Any changes in its appearance should be noted and passed to Property Services.



Item 104: Presumed

The bitumen adhesive to the floor in the store (Room 95) is presumed to contain asbestos.

Any changes in its appearance should be noted and passed to Property Services.




Item 105: As KR09/86

The skirting to base of wall in the store (Room 95) is presumed to contain asbestos.

Any changes in its appearance should be noted and passed to Property Services.

Photographs of Areas Sampled – (Cont)



Item 106: Presumed

The vinyl floor tiles beneath the modern lino in the Girls toilets (Room 96) are presumed to contain asbestos.


Any changes in its appearance should be noted and passed to Property Services.



Item 107: Presumed

The bitumen adhesive beneath the modern lino to the Girls toilets (Room 96) is presumed to contain asbestos.

Any changes in its appearance should be noted and passed to Property Services.




Item 108: Presumed

The skirting to base of wall behind modern lino in the Girls toilets (Room 96) is presumed to contain asbestos.

Any changes in its appearance should be noted and passed to Property Services.


Photographs of Areas Sampled – (Cont)



Item 109: Presumed

The vinyl floor tiles beneath the modern lino in the Boys toilets (Room 97) are presumed to contain asbestos.


Any changes in its appearance should be noted and passed to Property Services.



Item 110: Presumed

The bitumen adhesive beneath the modern lino to the Boys toilets (Room 97) is presumed to contain asbestos.

Any changes in its appearance should be noted and passed to Property Services.




Item 111: Presumed

The skirting to base of wall behind modern lino in the Boys toilets (Room 97) is presumed to contain asbestos.


Any changes in its appearance should be noted and passed to Property Services.

Photographs of Areas Sampled – (Cont)



Item 112: NSPS/003


The skirting to base of wall behind modern lino in the classroom (Room 007) does not contain asbestos.



Item 113: NSPS/002

The bitumen adhesive beneath the modern lino to the classroom (Room 007) contains asbestos.


Any changes in its appearance should be noted and passed to Property Services.



Item 114: NSPS/003

The skirting to base of wall behind modern in the classroom (Room 006) does not contain asbestos.


Photographs of Areas Sampled – (Cont)



Item 115: NSPS/002

The bitumen adhesive beneath the carpet in the classroom (Room 006) contains asbestos.

Any changes in its appearance should be noted and passed to Property Services.



Item 116: NSPS/003

The skirting to base of wall in the classroom (Room 005) does not contain asbestos.



Item 117: Presumed

The bitumen adhesive beneath the carpet in the classroom (Room 102) is presumed to contain asbestos.

Any changes in its appearance should be noted and passed to Property Services.


Photographs of Areas Sampled – (Cont)



Item 118: Presumed

The bitumen adhesive below the cement skim to the corridor / lobby (Room 103) is presumed to contain asbestos.


Any changes in its appearance should be noted and passed to Property Services.



Item 119: Presumed

The bitumen adhesive beneath the cement skim to the classroom (Room 104) is presumed to contain asbestos.

Any changes in its appearance should be noted and passed to Property Services.



Item 120: Presumed

The bitumen adhesive beneath the cement skim to the classroom (Room 105) is presumed to contain asbestos.

Any changes in its appearance should be noted and passed to Property Services.


Photographs of Areas Sampled – (Cont)



Item 121: Presumed

The vinyl floor tiles beneath the modern lino in the Boys toilets (Room 108) are presumed to contain asbestos.


Any changes in its appearance should be noted and passed to Property Services.



Item 122: Presumed

The bitumen adhesive beneath the modern lino to the Boys toilet (Room 108) is presumed to contain asbestos.

Any changes in its appearance should be noted and passed to Property Services.



Item 123: Presumed

The skirting to base of wall behind modern lino in the boys toilet (Room 108) is presumed to contain asbestos.

Any changes in its appearance should be noted and passed to Property Services.

Photographs of Areas Sampled – (Cont)



Item 124: Presumed

The vinyl floor tiles beneath the modern lino in the Girls toilets (Room 110) are presumed to contain asbestos.


Any changes in its appearance should be noted and passed to Property Services.



Item 125: Presumed

The bitumen adhesive beneath the modern lino in the Girls toilets (Room 110) is presumed to contain asbestos.

Any changes in its appearance should be noted and passed to Property Services.



Item 126: Presumed

The skirting to base of wall behind modern lino in the Girls toilet (Room 110) is presumed to contain asbestos.

Any changes in its appearance should be noted and passed to Property Services.

Photographs of Areas Sampled – (Cont)



Item 127: Presumed

The bitumen adhesive to the floor below the cement skim to the classroom (Room 112) is presumed to contain asbestos.


Any changes in its appearance should be noted and passed to Property Services.



Item 128: NSPS/004

The corrugated soffits (throughout) to the external of the building contain asbestos.

Any changes in its appearance should be noted and passed to Property Services.



Item 129: KR09/140

The damp proof course to the external of the building contains asbestos.

Any changes in its appearance should be noted and passed to Property Services.

Photographs of Areas Sampled – (Cont)



Item 130: Presumed

The pipe lagging within the heater cupboard is presumed to contain asbestos.

Any changes in its appearance should be noted and passed to Property Services.



Item 131: 107693-3

The ceiling in the staff toilet does not contain asbestos.



Item 132: 107693-1

The adhesive backing to lino subfloor to the ramped corridor does contain asbestos.

Any changes in its appearance should be noted and passed to Property Services.

Photographs of Areas Sampled – (Cont)

Item 133: 107693-2



The subfloor to the ramped corridor does not contain asbestos.

Item 134: BH000572



The insulation debris to straw/concrete duct ceiling in the duct adjacent head teacher's office contains asbestos.

Any changes in its appearance should be noted and passed to Property Services.

Item 135: BH000573



The insulation debris to brick walls in the duct adjacent head teacher's office contains asbestos.

Any changes in its appearance should be noted and passed to Property Services.

Photographs of Areas Sampled – (Cont)

Item 136: BH000574



The small bore insulation – green pipework in the duct adjacent head teacher's office contains asbestos.

Any changes in its appearance should be noted and passed to Property Services.


Item 137: BH000575



The small bore insulation – red pipework in the duct adjacent head teacher's office contains asbestos.

Any changes in its appearance should be noted and passed to Property Services.

Item 138: BH000576



The large bore insulation – green pipework in the duct adjacent head teacher's office contains asbestos.

Any changes in its appearance should be noted and passed to Property Services.

Photographs of Areas Sampled – (Cont)

Item 139: BH000577



The large bore insulation – red pipework in the duct adjacent head teacher's office contains asbestos.

Any changes in its appearance should be noted and passed to Property Services.

Item 140: BH000578



The insulation debris to concrete floor in the duct adjacent head teacher's office contains asbestos.

Any changes in its appearance should be noted and passed to Property Services.

Item 141: BH000579



The insulation debris to metal trunking / cable sheath trunking in the duct adjacent head teacher's office contains asbestos.

Any changes in its appearance should be noted and passed to Property Services.

Photographs of Areas Sampled – (Cont)

Item 142: BH000580



The debris to duct hatch lip at duct entrance in the duct adjacent head teacher's office does not contain asbestos.

Item 143: Presumed



The mains cable sheath running high level in duct in the duct adjacent head teacher's office is presumed to contain asbestos.

Any changes in its appearance should be noted and passed to Property Services.

Item 144: BS001666



The floor screed in year 6 Girls toilets does not contain asbestos.

Photographs of Areas Sampled – (Cont)

Item 145: BS001667



The black skirting beneath lino in the Year 6 Girls toilets does not contain asbestos.

Item 146: BS001670



The sink pad in the year 4 Classroom does not contain asbestos.

Item 147: BS001671



The floor tile remnants beneath carpet in the year 4 Classroom does not contain asbestos.

Photographs of Areas Sampled – (Cont)



Item 148: BS017804

The roof felt (External) does not contain asbestos.



Item 149: BS017806

The floor screed to the floor below the carpet tiles in Internal cloakroom (to be WC) contains asbestos.

Any changes in its appearance should be noted and passed to Property Services.



Item 150: 21-30151-1


The floor below carpet and screed (bitumen) in the classroom does not contain asbestos.

Photographs of Areas Sampled – (Cont)



Item 151: 21-36878-1

The adhesive to the ceramic tiles to walls in (Area 1/Boys toilet) does not contain asbestos.



Item 152: 21-36878-2

The sealant to the old window frame (Area 1/Boys toilet) does not contain asbestos.



Item 153: 21-36878-2

The sealant to the old window frame (Area 2/Girls toilet) does not contain asbestos.

Photographs of Areas Sampled – (Cont)



Item 154: 21-36878-3

The adhesive to the ceramic tiles to walls in (Area 2/Girls toilet) does not contain asbestos.



Item 155: NSPS/001

The ceiling tiles (G/001/Hall) does not contain asbestos.



Item 156: NSPS/005

The textured coating to ceiling above suspended ceiling (G/013/Office) does not contain asbestos.


Photographs of Areas Sampled – (Cont)

Item 157 Ref: KG000932



The Insulation – Paint
(Cupboard G/01) does not
contain asbestos.

Item 158 Ref: KG000933



The Insulation - Plaster on
window wall (Cupboard G/01)
does not contain asbestos.

Photographs of Areas Sampled - Survey of upright blow heaters

Ref: EV001734



The insulation pipe lagging to the heater in Classroom 3/4 contained asbestos.

This was removed by Building Needs in July 2015.

Ref: EV001735



The red pipework in the void to the left of the heater in classroom 3/4 contained asbestos.

This was removed by Building Needs in July 2015.

Ref: EV001736



The green pipework in the void to the left of the heater in classroom 3/4 contained asbestos.

This was removed by Building Needs in July 2015.

Photographs of Areas Sampled - Survey of upright blow heaters (cont)

Ref: EV001737




A swab sample of the pipework to the upright heater in Year 5 room 2 does not contain asbestos.

Ref: EV001738



A swab sample of the floor to the void to the upright heater in Year 5 room 2 does not contain asbestos.

Ref: EV001739



The residue to the pipework to the void to the upright heater in Year 2 room 3 does not contain asbestos.

Photographs of Areas Sampled - Survey of upright blow heaters (cont)

Ref: EV001740




The residue to the pipework to the void to the upright heater in Year 2 room 4 does not contain asbestos.

Ref: EV001741



The debris on the pipework to the void to the upright heater in Year 1 room 5 does not contain asbestos.

Ref: EV001742



The debris on the pipework to the void to the upright heater in Year 1 room 6 does not contain asbestos.

Photographs of Areas Sampled - Survey of upright blow heaters (cont)

Ref: EV001743



The residue to the pipework going into the brickwork at the top of the heaters in Infant Hall unit 1 does not contain asbestos.

Sunderland
City Council

Five Simple Steps to Asbestos Management

Each property has a nominated site asbestos monitoring officer (SAMO). The SAMO is responsible for maintaining this register and ensuring all necessary personnel are aware of the register including all maintenance, construction and service installers; undertaking periodic inspections and liaising with the Departmental Asbestos Co-ordinator and the Asbestos Manager in Property Services as necessary.

The SAMO's role is very important but this guide is hoped to ensure the requirements are easy and simple to follow.

Step 1 – Receiving the Register

The SAMO is the tenant.

And the person is responsible for the register, where it is located and that it is kept up to date.

The register contains a plan of the premises and a photographic schedule of where the asbestos is and what risk is associated.

The SAMO must make all employees aware of the locations and should let any contractors entering the building view the register before any work is started.

Step 2 – Periodic Inspections

The SAMO must look at the locations photographed and compare the asbestos now to when the photograph was taken and complete the checklist attached (Form 2).

The checklists are to be completed periodically in accordance with the schedule attached.

Should the SAMO come across some asbestos which has been disturbed, whether during refurbishment works or during the normal course of wear and tear, they should complete Form 4 as far as possible and contact Property Services for advice and remedial action.

In the meantime, they should ensure that access to the area containing the disturbed or damaged asbestos is prohibited until Property Services has made recommendations.

Step 3 – Planned Work

All planned works that may disturb or danger any asbestos indicated, should be reported to Property Services using form 3 at least 21 days before the work is due to commence.

Step 4 – Contractors on Site

If a contractor arrives on site, the SAMO must:

- a. Make sure they read/view the register
- b. Get contractor to sign register to say he has read it (Form1).
- c. Get confirmation from the contractor that proposed works will not disturb any asbestos areas.
- d. If area is disturbed that was not identified in Register, advise Property Services immediately and complete Form 4.

Step 5 – Monitoring the Register

On completion of work get contractor to sign to say they didn't disturb any areas.

If alterations have occurred details should be forwarded to Property Services.

If you, as SAMO, are to leave your post, please notify your Departmental Co-ordinator to appoint another person and notify Property Services and the front of your register.

In the event of an exposure of asbestos, please refer to the site specific asbestos management plan. However, as a minimum:

- Seal the area off completely. (Lock the area off if possible and post a notice on the door, "No access - Contact ")
- If there is any air movement systems within the premises, shut it off.
- Contact the Asbestos Manager on 07557938966 immediately. Who will arrange for any remedial works / air monitoring.
- Start to complete the "Registration of Disturbances" form, which is in your register (Section 10 in the new style register).

Once the remedial works have been carried out and a clear air test certificate has been issued. Access to the area can be re-opened.

In the event that you are unable to contact the Asbestos Manager, please contact the Civic Centre on 520 5555 and ask for assistance from a building surveyor. Out of hours ring the City Alarm and Emergency Control room on 553 1999.

Central Safety can be contacted on 561 2311.

In the event of a fire (or drill), the asbestos register must be taken outside to show the emergency services.

Commonly Asked Questions.

- **How often should SAMO's undertake inspections of asbestos containing materials?**
The Asbestos Manager will inform the SAMO of how often the inspections should be undertaken.
- **What should a SAMO do if the asbestos containing materials are disturbed or damaged?**
The SAMO should prohibit access to the areas until the Asbestos Manager in Property Services has been contacted and given recommendations.
- **Can employees put up decorations onto asbestos containing materials?**
No decorations should be attached to asbestos containing materials. However, it is understood that some decoration is already attached to asbestos containing materials and these should be left in place.
- **Can a room with asbestos containing materials in the ceiling and wall be painted?**
Yes, as long as the material is not rubbed or sanded down, as this may result in the release of asbestos fibres.
- **Why isn't all asbestos containing materials removed from buildings?**
Because it is safer to leave asbestos containing materials in good condition in buildings. Removing the materials will result in a greater risk to health because of the consequential release of fibres.
- **When will asbestos containing material be removed from my building?**
Asbestos containing materials will be removed if work involves the disturbance of the material e.g. during the refurbishment or dismantling of part of the building or structure.
- **What should a SAMO do if he/she has had no training in use of the register?**
The SAMO should ring the Departmental Co-ordinator who will arrange training.

Form 2Inspection Schedule

Picture	Location	Risk	Inspection Frequency	Date of return
<i>Item 1</i>	<i>Sub- level room 1 – Sealed ducts</i>	<i>Low</i>	<i>6 monthly</i>	<i>03.08.2025</i>
<i>Item 2</i>	<i>Bitumen Adhesive – Room 2</i>	<i>Low</i>	<i>Unable to</i>	<i>Inspect</i>
<i>Item 3</i>	<i>Bitumen Adhesive – Room 4</i>	<i>Low</i>	<i>Unable to</i>	<i>Inspect</i>
<i>Item 4</i>	<i>Bitumen Adhesive – Room 5</i>	<i>Low</i>	<i>Unable to</i>	<i>Inspect</i>
<i>Item 5</i>	<i>Bitumen Adhesive – Room 6</i>	<i>Low</i>	<i>Unable to</i>	<i>Inspect</i>
<i>Item 6</i>	<i>Bitumen Adhesive – Room 8</i>	<i>Very Low</i>	<i>Unable to</i>	<i>Inspect</i>
<i>Item 7</i>	<i>Skirting – Room 8</i>	<i>Very Low</i>	<i>Unable to</i>	<i>Inspect</i>
<i>Item 8</i>	<i>Bitumen Adhesive – Room 9</i>	<i>Very Low</i>	<i>Unable to</i>	<i>Inspect</i>
<i>Item 9</i>	<i>Skirting – Room 9</i>	<i>Very Low</i>	<i>Unable to</i>	<i>Inspect</i>
<i>Item 10</i>	<i>Bitumen Adhesive – Room 10</i>	<i>Very Low</i>	<i>Unable to</i>	<i>Inspect</i>
<i>Item 11</i>	<i>Skirting – Room 005</i>	<i>Very Low</i>	<i>12 monthly</i>	<i>03.02.2026</i>
<i>Item 12</i>	<i>Bitumen Adhesive – Room 11</i>	<i>Very Low</i>	<i>Unable to</i>	<i>Inspect</i>
<i>Item 13</i>	<i>Skirting – Room 11</i>	<i>Very Low</i>	<i>12 monthly</i>	<i>03.02.2026</i>
<i>Item 14</i>	<i>Bitumen Adhesive – Room 12</i>	<i>Very Low</i>	<i>Unable to</i>	<i>Inspect</i>
<i>Item 15</i>	<i>Skirting – Room 12</i>	<i>Very Low</i>	<i>Unable to</i>	<i>Inspect</i>
<i>Item 16</i>	<i>Bitumen</i>	<i>Very Low</i>	<i>Unable to</i>	<i>Inspect</i>

	Adhesive – Room 14			
Item 17	Skirting – Room 14	Very Low	12 monthly	03.02.2026
Item 18	Bitumen Adhesive – Room 18	Low	Unable to	Inspect
Item 19	Bitumen adhesive – Room 21	Very Low	Unable to	Inspect
Item 20	Vinyl floor tiles – Room 23	Very Low		Removed July 2015
Item 21	Skirting – Room 23	Very Low		Removed July 2015
Item 22	Bitumen Adhesive – Room 23	Very Low	Unable to	Inspect
Item 23	Vinyl floor tiles – Room 26	Very Low	Unable to	Inspect
Item 24	Skirting – Room 26	Very Low	12 monthly	03.02.2023 – School note this is removed – Awaiting WCN
Item 25	Bitumen Adhesive – Room 26	Very Low	Unable to	Inspect
Item 26	Bitumen Adhesive – Room 27	Low	Unable to	Inspect
Item 27	Bitumen Adhesive – Room 28	Very Low	Unable to	Inspect
Item 28	Bitumen Adhesive – Room 29	Very Low	Unable to	Inspect
Item 29	Bitumen Adhesive – Room 30	Very Low	Unable to	Inspect
Item 30	Bitumen Adhesive – Room 31	Low	Unable to	Inspect
Item 31	Bitumen	Low	Unable to	Inspect

	Adhesive – Room 32			
Item 32	Bitumen Adhesive – Room 33	Low	Unable to	Inspect
Item 33	Skirting – Room 33	Very Low		Removed July 2015
Item 34	Bitumen Adhesive – Room 34	Low	Unable to	Inspect
Item 35	Bitumen Adhesive – Room 35	Low	Unable to	Inspect
Item 36	Skirting – Room 35	Very Low		Removed July 2015
Item 37	Bitumen Adhesive – Room 26	Low	Unable to	Inspect
Item 38	Skirting – Room 36	Very Low		Removed July 2015
Item 39	Lagging to pipework – Room 36	Medium	Removed	In July 2015
Item 40	Bitumen Adhesive – Room 40	Low	Unable to	Inspect
Item 41	Vinyl floor tiles – Room 41	Very Low	Unable to	Inspect
Item 42	Bitumen Adhesive – Room 41	Very Low	Unable to	Inspect
Item 43	Skirting – Room 41	Very Low	Unable to	Inspect
Item 44	Vinyl floor tiles – Room 43	Very Low		Removed July 2015
Item 45	Bitumen Adhesive – Room 43	Low	Unable to	Inspect
Item 46	Vinyl floor tiles – Room 44	Very Low		Removed July 2015
Item 47	Bitumen Adhesive – Room 44	Low		Removed July 2015
Item 48	Skirting – Room 44	Very Low		Removed July 2015

Item 49	Bitumen Adhesive – Room 45	Low	Unable to	Inspect
Item 50	Vinyl floor tiles – Room 46	Very Low		Removed August 2017
Item 51	Bitumen Adhesive – Room 46	Low	Unable to	Inspect
Item 52	Skirting – Room 46	Very Low		Removed July 2015
Item 53	Vinyl floor tiles – Room 47	Low		Removed August 2017
Item 54	Bitumen Adhesive – Room 47	Low	Unable to	Inspect
Item 55	Skirting – Room 47	Very Low		Removed July 2015
Item 56	Bitumen Adhesive – Room 48	Low	Unable to	Inspect
Item 57	Bitumen Adhesive – Room 49	Low	Unable to	Inspect
Item 58	Skirting – Room 49	Very Low	12 monthly	03.02.2026
Item 59	Bitumen Adhesive – Room 50	Very Low	Unable to	Inspect
Item 60	Bitumen Adhesive – Room 51	Low	Unable to	Inspect
Item 61	Vinyl floor tiles – Room 54	Very Low		Removed July 2015
Item 62	Bitumen Adhesive – Room 54	Very Low	Unable to	Inspect
Item 63	Vinyl floor tiles – Room 55	Very Low		Removed July 2015
Item 64	Bitumen Adhesive – Room 55	Very Low	Unable to	Inspect
Item 65	Vinyl floor tiles – Room 56	Very Low		Removed July 2015
Item 66	Bitumen Adhesive – Room 56	Very Low	Unable to	Inspect

<i>Item 67</i>	<i>Bitumen Adhesive – Room 57</i>	<i>Low</i>	<i>Unable to</i>	<i>Inspect</i>
<i>Item 68</i>	<i>Skirting – Room 57</i>	<i>Very Low</i>	<i>Unable to</i>	<i>Inspect</i>
<i>Item 69</i>	<i>Bitumen Adhesive – Room 58</i>	<i>Low</i>	<i>Unable to</i>	<i>Inspect</i>
<i>Item 70</i>	<i>Skirting – Room 58</i>	<i>Very Low</i>	<i>Unable to</i>	<i>Inspect</i>
<i>Item 71</i>	<i>Bitumen Adhesive – Room 59</i>	<i>Low</i>	<i>Unable to</i>	<i>Inspect</i>
<i>Item 72</i>	<i>Bitumen Adhesive – Room 61</i>	<i>Low</i>	<i>Unable to</i>	<i>Inspect</i>
<i>Item 73</i>	<i>Bitumen Adhesive – Room 62</i>	<i>Very Low</i>	<i>Unable to</i>	<i>Inspect</i>
<i>Item 74</i>	<i>Bitumen Adhesive – Room 63</i>	<i>Very Low</i>	<i>Unable to</i>	<i>Inspect</i>
<i>Item 75</i>	<i>Bitumen Adhesive – Room 65</i>	<i>Very Low</i>	<i>Unable to</i>	<i>Inspect</i>
<i>Item 76</i>	<i>Bitumen Adhesive – Room 66</i>	<i>Low</i>	<i>Unable to</i>	<i>Inspect</i>
<i>Item 77</i>	<i>Bitumen Adhesive – Room G002</i>	<i>Very Low</i>	<i>Unable to</i>	<i>Inspect</i>
<i>Item 78</i>	<i>Bitumen Adhesive – Room 70</i>	<i>Low</i>	<i>Unable to</i>	<i>Inspect</i>
<i>Item 79</i>	<i>Lagging to pipework – Room 73</i>	<i>Medium</i>	<i>3 monthly</i>	<i>03.08.2025</i>
<i>Item 80</i>	<i>Vinyl floor tiles – Room 74</i>	<i>Low</i>		<i>Removed August 2017</i>
<i>Item 81</i>	<i>Bitumen Adhesive – Room 74</i>	<i>Low</i>	<i>Unable to</i>	<i>Inspect</i>
<i>Item 82</i>	<i>Vinyl floor tiles – Room 76</i>	<i>Low</i>	<i>Unable to</i>	<i>Inspect</i>
<i>Item 83</i>	<i>Bitumen</i>	<i>Low</i>	<i>Unable to</i>	<i>Inspect</i>

	Adhesive – Room 76			
Item 84	Vinyl floor tiles – Room 79	Low		Removed August 2017
Item 85	Bitumen Adhesive – Room 79	Low	Unable to	Inspect
Item 86	Vinyl floor tiles – Room 80	Very Low		Removed August 2017
Item 87	Bitumen Adhesive – Room 80	Very Low	Unable to	Inspect
Item 88	Vinyl floor tiles – Room 81	Very Low		Removed August 2017
Item 89	Bitumen Adhesive – Room 81	Very Low	Unable to	Inspect
Item 90	Vinyl floor tiles – Room 82	Very Low	Unable to	Inspect
Item 91	Bitumen Adhesive – Room 82	Very Low	Unable to	Inspect
Item 92	Bitumen Adhesive – Room 85	Very Low	Unable to	Inspect
Item 93	Bitumen Adhesive – Room 86	Very Low	Unable to	Inspect
Item 94	Vinyl floor tiles – Room 87	Very Low		Removed August 2017
Item 95	Bitumen Adhesive – Room 87	Low	Unable to	Inspect
Item 96	Skirting – Room 87	Very Low		Removed August 2017
Item 97	Bitumen Adhesive – Room 2	Low	Unable to	Inspect
Item 98	Skirting – Room 88	Very Low		Removed August 2017
Item 99	Bitumen Adhesive – Room 89	Low	Unable to	Inspect
Item 100	Skirting – Room 89	Very Low		Removed August 2017

Item 101	Bitumen Adhesive – Room 90	Low	Unable to	Inspect
Item 102	Vinyl floor tiles – Room 94	Low	Unable to	Inspect
Item 103	Bitumen Adhesive – Room 010	Very Low	Unable to	Inspect
Item 104	Bitumen Adhesive – Room 95	Very Low	Unable to	Inspect
Item 105	Skirting – Room 95	Very Low	12 monthly	03.02.2023 - School note this is removed – Awaiting WCN
Item 106	Vinyl floor tiles – Room 96	Very Low	Unable to	Inspect
Item 107	Bitumen Adhesive – Room 96	Very Low	Unable to	Inspect
Item 108	Skirting – Room 96	Very Low	Unable to	Inspect
Item 109	Vinyl floor tiles – Room 97	Very Low	Unable to	Inspect
Item 110	Bitumen Adhesive – Room 97	Very Low	Unable to	Inspect
Item 111	Skirting – Room 97	Very Low	Unable to	Inspect
Item 112	No asbestos	Is present		
Item 113	Bitumen Adhesive – Room 007	Very Low	Unable to	Inspect
Item 114	No asbestos	Is present		
Item 115	Bitumen Adhesive – Room 006	Very Low	Unable to	Inspect
Item 116	No asbestos	Is present		
Item 117	Bitumen Adhesive – Room 102	Low	Unable to	Inspect

<i>Item 118</i>	<i>Bitumen Adhesive – Room 103</i>	<i>Low</i>	<i>Unable to</i>	<i>Inspect</i>
<i>Item 119</i>	<i>Bitumen Adhesive – Room 104</i>	<i>Low</i>	<i>Unable to</i>	<i>Inspect</i>
<i>Item 120</i>	<i>Bitumen Adhesive – Room 105</i>	<i>Low</i>	<i>Unable to</i>	<i>Inspect</i>
<i>Item 121</i>	<i>Vinyl floor tiles – Room 108</i>	<i>Very Low</i>	<i>12 monthly</i>	<i>03.02.2023 - School note this is removed – Awaiting WCN</i>
<i>Item 122</i>	<i>Bitumen Adhesive – Room 108</i>	<i>Very Low</i>	<i>Unable to</i>	<i>Inspect</i>
<i>Item 123</i>	<i>Skirting – Room 108</i>	<i>Very Low</i>	<i>Unable to</i>	<i>Inspect</i>
<i>Item 124</i>	<i>Vinyl floor tiles – Room 110</i>	<i>Very Low</i>	<i>Unable to</i>	<i>Inspect</i>
<i>Item 125</i>	<i>Bitumen Adhesive – Room 110</i>	<i>Very Low</i>	<i>Unable to</i>	<i>Inspect</i>
<i>Item 126</i>	<i>Skirting – Room 110</i>	<i>Very Low</i>	<i>Unable to</i>	<i>Inspect</i>
<i>Item 127</i>	<i>Bitumen Adhesive – Room 112</i>	<i>Low</i>	<i>Unable to</i>	<i>Inspect</i>
<i>Item 128</i>	<i>Corrugated soffits (External)</i>	<i>Very Low</i>	<i>12 monthly</i>	<i>03.02.2026</i>
<i>Item 129</i>	<i>Damp proof course – External</i>	<i>Very Low</i>	<i>12 monthly</i>	<i>03.02.2026</i>
<i>Item 130</i>	<i>Pipe Lagging – Heater cupboard</i>	<i>Low</i>	<i>Unable to</i>	<i>Inspect</i>
<i>Item 131</i>	<i>No asbestos</i>	<i>Is present</i>		
<i>Item 132</i>	<i>Adhesive backing to lino – Ramped Corridor</i>	<i>Very Low</i>	<i>Unable to</i>	<i>Inspect</i>

Item 133	No asbestos	Is present		
Item 134	Insulation Debris – Duct adj Head Teachers Office	Medium	Unable to	Inspect
Item 135	Insulation Debris – Duct adj Head Teachers Office	Medium	Unable to	Inspect
Item 136	Small Bore Insulation – Duct adj Head Teachers Office	Low	Unable to	Inspect
Item 137	Small Bore Insulation – Duct adj Head Teachers Office	Low	Unable to	Inspect
Item 138	Large Bore Insulation – Duct adj Head Teachers Office	Low	Unable to	Inspect
Item 139	Large Bore Insulation – Duct adj Head Teachers Office	Low	Unable to	Inspect
Item 140	Insulation Debris – Duct adj Head Teachers Office	Medium	Unable to	Inspect
Item 141	Insulation Debris – Duct adj Head Teachers Office	Medium	Unable to	Inspect
Item 142	No asbestos	Is present		
Item 143	Mains Cable Sheathe - Duct adj Head Teachers	Low	Unable to	Inspect

	Office			
Item 144	No asbestos	Is present		
Item 145	No asbestos	Is present		
Item 146	No asbestos	Is present		
Item 147	No asbestos	Is present		
Item 148	No asbestos	Is present		
Item 149	Floor Screed – Internal Cloakroom	Very Low	Unable to	Inspect
Item 150	No asbestos	Is present		
Item 151	No asbestos	Is present		
Item 152	No asbestos	Is present		
Item 153	No asbestos	Is present		
Item 154	No asbestos	Is present		
Item 155	No asbestos	Is present		
Item 156	No asbestos	Is present		
Item 157	No asbestos	Is present		
Item 158	No asbestos	Is present		

Periodic Return

School/Site	
Date of Inspection	
Inspection By (signature)	
Print Name	

Good Practice Guidance:

- Take photographs of ACMs for each inspection and store for future reference
- Compare previous photographs with current condition state to determine whether there has been any deterioration since the last inspection
- Replace missing/damaged asbestos labels/stickers

<u>Ref:</u>	<u>Condition</u>	<u>Action Required</u>	<u>Comments</u>
	Same/change	Yes/No	

Sunderland
City Council

For Office Use Only

Actions Required	
Actions Completed	
Alterations to Register	