

## **Foreward**

### **ASBESTOS SURVEY REPORT FOR PLAINS FARM ACADEMY, SUNDERLAND**

I have enclosed for your information and retention the most recent asbestos survey (type 2/Management) which applies to the property stated above. The purpose of the survey is to identify as far as possible, the materials containing asbestos fibres in your property.

The attached report is divided in sections so as to give as much information as possible, a basic reference section for use by premises managers and a more detailed report for use by contractors on site etc.

#### **Plan of the Building and Sample Locations**

This contains a plan of the building and identifies where asbestos samples have been taken from.

#### **Photographs of Areas Sampled**

This section contains photographs of all the areas where samples were taken. These photographs can be used when carrying out the periodic inspections to see if there has been any change or deterioration in its condition.

#### **Survey Information**

This section contains the survey information as printed from the central database held at Land and Property. It describes the type of asbestos present, its location, condition etc. Contractors should be shown this section along with the others when they are shown the register prior to starting any work.

#### **Priority Risk Assessments**

This section contains assessments which have been created using information from the survey and information on your property. This assessment helps to determine how often periodic checks on any asbestos need to be carried out by your Samo.

#### **5 Simple Steps to Asbestos Management**

This section details procedures for managing asbestos in your property. It gives guidance on the register, the inspections, any planned work and what to do when contractors arrive on site.

#### **Commonly asked Questions**

This section covers questions most commonly asked and can be referred to as/when the need arises.

The building has been surveyed as comprehensively as possible, all potentially fibrous materials have been examined and where necessary analysed by competent UKAS accredited analysts and the findings of both recorded in the report.

This report is an important document and must be referred to before any building works are carried out. The report must be kept with your tenants handbook and the checklists completed on a regular basis. You will be reminded when your specific checklists are due for submission.

### **Information for Employees Working in Premises where Asbestos Containing Materials Exist.**

Asbestos is made up of fibrous materials, which are flexible, mechanically strong and resistant to stretching, heat and chemicals. As a consequence asbestos has been used extensively in buildings. Examples of asbestos containing materials found in buildings include exterior asbestos cement cladding; gutters and pipes; fireproof sprays on structural steel joists; insulation boards in service ducts and wall partitions; ceiling and floor tiles and pipe and boiler lagging.

Asbestos containing products can produce very small fibrous dust particles, which can not be seen by the naked eye. It is only when these fibres become airborne, due to damage, deterioration, disturbance etc, that there is a risk to health.

### **If asbestos is maintained in good condition and is not disturbed or damaged it does not pose a health risk.**

The authority has a management system for ensuring that you are not exposed to asbestos containing materials that are in poor condition and may pose a health risk. This system is based on sound principals laid down by legislation and associated codes of practice and guidance.

It is not appropriate simply to remove all asbestos containing materials in buildings. Asbestos materials that are sound, undamaged and not releasing dust should be left alone. Any disturbance to such materials, however carefully controlled, will release fibres and be counter-productive.

Within the building you occupy, your department has nominated a Site Asbestos Monitoring Officer (SAMO). This individual is responsible for inspecting the asbestos containing materials to ensure they are not in a dangerous condition. Should you have any concerns about suspect materials within your premises you should contact the SAMO.

### **Restrictions on use, distribution and publication of the report**

We accept no responsibility or liability for the consequences of this document being used for purpose other than for which it was commissioned.

To the extent that the document is based on the information available at the time of writing, Sunderland City Council accepts no liability for any consequences should this report be used for any other purpose



If you require any further information regarding the report or its application please contact Caroline Bage, Asbestos Manager on Tel 07557 938966.

Yours sincerely,

Neil Guthrie  
Director of Development and Property

Sunderland  
City Council

# Sunderland City Council

*Control of Asbestos  
Regulations 2012*

## **Asbestos Register for PLAINS FARM ACADEMY**



**UPRN: - 36814**

**Location of register:-**

**Premises Manager / Samo: - Tenant**

**Date: 27 January 2022**

**Contact Numbers List: -**

**Caroline Bage Asbestos Manager – 07557 938966**

## Contents

	<u>Section</u>
• Plan of building and sample locations	1
• Photographs of areas sampled	2
• Survey information	3
• Asbestos Management Plan, Priority Assessments,	4
• Contacts Form, Code of Practice	4
• 5 Simple Steps of Asbestos Management	5
• Commonly asked questions	6

## Appendices

• Form 1 – Visitor Register	7
• Form 2 – Periodic Return Checklist and Schedule	8
• Form 3 – Works Notification Form	9
• Form 4 – Registration of All Disturbances	10
• Form 5 – Training Records	11

## **Plan of Building and Samples Location**

AW0425/08 – Ceiling tiles (Rm 0/01) (Item 1) Medium Risk  
AW0426/08 – Ceiling tiles (Rm 0/02) (Item 2) Medium Risk  
Presumed – Ceiling tiles (Rm 0/03) (Item 3) Medium Risk  
AW0427/08 – Flooring (Rm 0/03) (Item 4) No Risk  
Presumed – Ceiling tiles (Rm 0/04) (Item 5) Low Risk  
Presumed – Ceiling tiles (Rm 0/05) (Item 6) Medium Risk  
Presumed – Ceiling tiles (Rm 0/06) (Item 7) Medium Risk  
Presumed – Ceiling tiles (Rm 0/07) (Item 8) Medium Risk  
As AW0428/08 – Floor tile (Rm 0/07) (Item 9) No Risk  
Presumed – Ceiling tiles (Rm 0/08) (Item 10) Medium Risk  
AW0428/08 – Floor tile (Rm 0/08) (Item 11) No Risk  
Presumed – Ceiling tiles (Rm 0/09) (Item 12) Medium Risk  
Presumed – Ceiling tiles (Rm 0/10) (Item 13) Medium Risk  
Presumed – Ceiling tiles (Rm 0/11) (Item 14) Medium Risk  
Presumed – Ceiling tiles (Rm 0/12) (Item 15) Medium Risk  
Presumed – Ceiling tiles (Rm 0/13) (Item 16) Medium Risk  
Presumed – Ceiling tiles (Rm 0/14) (Item 17) Low Risk  
Presumed – Ceiling tiles (Rm 0/15) (Item 18) Medium Risk  
Presumed – Ceiling tiles (Rm 0/16) (Item 19) Medium Risk  
Presumed – Ceiling tiles (Rm 0/17) (Item 20) Medium Risk  
Presumed – Ceiling tiles (Rm 0/20) (Item 21) Low Risk  
Presumed – Ceiling tiles (Rm 0/21) (Item 22) Low Risk  
Presumed – Ceiling tiles (Rm 0/23) (Item 23) Medium Risk  
Presumed – Wall panels (Rm 0/23) (Item 24) Low Risk  
Presumed – Ceiling tiles (Rm 0/24) (Item 25) Medium Risk  
Presumed – Ceiling tiles (Rm 0/25) (Item 26) Low Risk  
Presumed – Ceiling tiles (Rm 0/26) (Item 27) Low Risk  
Presumed – Ceiling tiles (Rm 0/27) (Item 28) Low Risk  
Presumed – Ceiling tiles (Rm 0/28) (Item 29) Low Risk  
Presumed – Ceiling tiles (Rm 0/29) (Item 30) Medium Risk  
Presumed – Ceiling tiles (Rm 0/30) (Item 31) Low Risk  
AW0430/08 – Ceiling tiles (Rm 0/31) (Item 32) Medium Risk  
AW0429/08 – Floor tile (Rm 0/31) (Item 33) No Risk  
Presumed – Ceiling tiles (Rm 0/32) (Item 34) Medium Risk  
Presumed – Ceiling tiles (Rm 0/33) (Item 35) Medium Risk  
AW0431/08 – Floor tile (Rm 0/33) (Item 36) No Risk  
Presumed – Ceiling tiles (Rm 0/34) (Item 37) Medium Risk  
Presumed – Ceiling tiles (Rm 0/35) (Item 38) Medium Risk  
*Presumed – Ceiling tiles (Rm 0/36) (Item 39) Removed August 2015*  
*Presumed – Ceiling tiles (Rm 0/37) (Item 40) Removed August 2015*  
AW0432/08 – Sink pad (Rm 0/37) (Item 41) No Risk  
*Presumed – Ceiling tiles (Rm 0/38) (Item 42) Removed August 2015*

## **Plan of Building and Samples Location (Cont)**

*Presumed – Ceiling tiles (Rm 0/39) (Item 43) Removed August 2015*  
*Presumed – Ceiling tiles (Rm 0/40) (Item 44) Removed August 2015*  
*Presumed – Ceiling tiles (Rm 0/41) (Item 45) Removed August 2015*  
*Presumed – Ceiling tiles (Rm 0/42) (Item 46) Removed August 2015*  
*Presumed – Ceiling tiles (Rm 0/43) (Item 47) Removed August 2015*  
*Presumed – Ceiling tiles (Rm 0/44) (Item 48) Removed August 2015*  
*Presumed – Ceiling tiles (Rm 0/46) (Item 49) Removed August 2015*  
*Presumed – Ceiling tiles (Rm 0/45) (Item 50) Removed August 2015*  
*Presumed – Ceiling tiles (Rm 0/47) (Item 51) Removed August 2015*  
*Presumed – Ceiling tiles (Rm 0/48) (Item 52) Removed August 2015*  
*Presumed – Gaskets (Rm 0/49) (Item 53) Very Low Risk*  
*Presumed – Ceiling tiles (Rm 0/51) (Item 54) Low Risk*  
*247623-1 – Ceiling tiles (Rm 0/66) (Item 55) Low Risk*  
*Presumed – Ceiling tiles (Rm 0/67) (Item 56) Medium Risk*  
*Presumed – Ceiling tiles (Rm 0/68) (Item 57) Low Risk*  
*Presumed – Ceiling tiles (Rm 0/69) (Item 58) Medium Risk*  
*AW0433/08 – Floor tile (Rm 0/69) (Item 59) Very Low Risk*  
*Presumed – Ceiling tiles (Rm 0/71) (Item 60) Low Risk*  
*Presumed – Ceiling tiles (Rm 0/72) (Item 61) Medium Risk*  
*AW0434/08 – Floor tile (Rm 0/73) (Item 62) No Risk*  
*Presumed – Ceiling tiles (Rm 0/75) (Item 63) Medium Risk*  
*AW0445/08 – Pipe insulation (Rm M2/74) (Item 64) No Risk*  
*AW0437/08 – Roof felt (External) (Item 65) No Risk*  
*Presumed – Black Window panels (External) (Item 66) - Removed*  
*Presumed – Red Window panels (External) (Item 67) – Removed*  
*266362-4 – Floor tile (001/ICT suite) (Item 68) – No Risk*  
*266362-2 – Floor screed (001/ICT suite) (Item 69) – No Risk*  
*As 266362-4 – Floor tile (002/Year 6 classroom) (Item 70) – No Risk*  
*As 266362-2 – Floor screed (002/Year 6 classroom) (Item 71) – No Risk*  
*As 266362-4 – Floor tile (005/Year 5 classroom) (Item 72) – No Risk*  
*As 266362-2 – Floor screed (005/Year 5 classroom) (Item 73) – No Risk*  
*266362-5 – Floor tile (006/Staff room) (Item 74) – No Risk*  
*266362-6 – Floor screed (006/Staff room) (Item 75) – No Risk*  
*As 266362-3 – Floor tile (018/Office) (Item 76) – No Risk*  
*As 266362-2 – Floor screed (018/Office) (Item 77) – No Risk*  
*266362-3 - Floor tile (020/Head teacher) (Item 78) – No Risk*  
*As 266362-2 – Floor screed (020/Head teacher) (Item 79) – No Risk*  
*As 266362-7 - Floor tile (029/Year 3 classroom) (Item 80) – No Risk*  
*As 266362-8 - Floor screed (029/Year 3 classroom) (Item 81) – No Risk*  
*As 266362-7 - Floor tile (030/Year 4 classroom) (Item 82) – No Risk*  
*As 266362-8 - Floor screed (030/Year 4 classroom) (Item 83) – No Risk*  
*266362-7 - Floor tile (034/Group teaching room) (Item 84) – No Risk*  
*266362-8 - Floor screed (034/Group teaching room) (Item 85) – No Risk*  
*266362-9 – Floor tile (036/Breakfast club) (Item 86) – No Risk*  
*266362-10 – Floor screed (036/Breakfast club) (Item 87) – No Risk*  
*266362-11 - Floor screed (055/Reception) (Item 88) – No Risk*



## **Plan of Building and Samples Location (Cont)**

266362-12 - Floor tile (062/Nursery) (Item 89) – No Risk  
266362-13 - Floor screed (062/Nursery) (Item 90) – No Risk  
266362-1 – Floor tile (075/Main office) (Item 91) – No Risk  
266362-2 - Floor screed (075/Main office) (Item 92) – No Risk  
As 270749-2 – Mastic sealant to windows (Externals Roof A) (Item 93) – No Risk  
270749-2 – Mastic sealant to windows (Externals Roof B) (Item 94) – No Risk  
293720-1 – *Ceiling/boxing above entrance doors (& cupboards) (075/main office) (Item 95) – Removed November 2018*  
As 293720-1 – *Back side of Ceiling/boxing above entrance doors (& cupboards) (075/main office-void above) (Item 96) – Removed November 2018*  
293720-2 – *Board debris within boxing (075/main office-void above) (Item 97) – Removed November 2018*  
293720-3 – Bitumen roof covering debris (075/main office-void above) (Item 98) – Very Low Risk  
367041-1 – Adhesive below parquet flooring (055 / Reception) (Item 99) – No Risk  
173107-3 – Floor covering below carpet (Rm 019/deputy heads office) (Item 100) – No Risk  
As 173107-2 – Covering below two layers of floor covering (Rm 019/Deputy heads office) (Item 101) – No Risk  
173107-1 - Covering below two layers of floor covering (Rm 021/Corridor) (Item 102) – No Risk  
173107-2 – Adhesive below carpet (Rm 024/lobby & Corridor) (item 103) – No Risk  
247768-1 – Wood floor panels to base of fridge (Walk in fridge) (Item 104) – Very Low Risk  
247768-2 – Packers to base of fridge (Walk in fridge) (Item 105) – Very Low Risk  
247768-3 – General debris to floor (Walk in fridge) (Item 106) – Very Low Risk  
As 247623-1 – Ceiling (Rm 003/Kitchen Toilet) (Item 107) – Low Risk  
As 247623-1 – Ceiling (Rm 004/Kitchen Store) (Item 108) – Low Risk  
Presumed – Panels above wooden ceiling (Rm 005/Kitchen Store) (Item 109) – Low Risk  
As 247623-1 – Ceiling (Rm 006/Kitchen Office) (Item 110) – Low Risk  
247623-2 – Floor covering (Rm 006/Kitchen Office) (Item 111) – No Risk  
247623-4 – Screed to floor (Rm 007/Head teachers Office) (Item 112) – No Risk  
247623-3 – Ceiling (Rm 007/Headteachers office cupboard) (Item 113) – Low Risk  
As 247623-4 – Screed to floor (Rm 007/Headteachers office cupboard) (Item 114) – No Risk  
As 247623-3 – Ceiling (Rm 008/reception) (Item 115) – Low Risk  
247623-6 – Subfloor (Rm 009/IT Suite) (Item 116) – No Risk  
As 247623-3 – Ceiling (Rm 009/IT Suite) (Item 117) Low Risk  
As 247623-4 – Screed to floor (Rm 009/IT Suite) (Item 118) -No Risk  
20-27587-1 – Walls rear of ceramic tiles adhesive (Kitchen within reception area) (Item 119) – No Risk



### **Plan of Building and Samples Location (Cont)**

As 20-27587-1 – Walls rear of ceramic tiles adhesive (Reception WC Area) (Item 120) – No Risk

22-42204-1 – Walls behind whiteboard (Area 1/Year 6 Classroom) (Item 121) – No Risk

22-42204-1 – Walls behind whiteboard (Area 5/Year 2 Classroom) (Item 122) – No Risk

**All areas of the roof have been checked and no asbestos is present. New roof on school in 2018.**

**No digging may be permitted in the grounds of the Academy due to asbestos detected in the soil (ref: 247882-1). This will be removed in the near future. Please speak to the Asbestos Manager for further information.**

**Please note the survey carried out was non-intrusive. Should major refurbishment be planned for the property, further investigation will be required.**

## Photographs of Areas Sampled



### **Item 1 Ref: AW0425/08**

The ceiling tiles to the ITC room (Rm 0/01) contain asbestos.

Any change in its appearance should be recorded, and passed to Property Services.



### **Item 2 - Ref: AW0426/08**

The ceiling tiles to the year 6 classroom (Rm 0/02) contain asbestos.

Any change in its appearance should be recorded, and passed to Property Services.



### **Item 3 - Ref: Presumed**

The ceiling tiles to the store room (Rm 0/03) are presumed to contain asbestos.

Any change in its appearance should be recorded, and passed to Property Services.

## Photographs of Areas Sampled (Cont)



### **Item 4 Ref: AW0427/08**

The orange floor tiles to the store room (Rm 0/03) do not contain asbestos.



### **Item 5 - Ref: Presumed**

The ceiling tiles to the store room (Rm 0/04) are presumed to contain asbestos.

Any change in its appearance should be recorded, and passed to Property Services.



### **Item 6 - Ref: Presumed**

The ceiling tiles to the year 5 classroom (Rm 0/05) are presumed to contain asbestos.

Any change in its appearance should be recorded, and passed to Property Services.


## Photographs of Areas Sampled (Cont)



### **Item 7 Ref: Presumed**

The ceiling tiles to the staff room (Rm 0/06) are presumed to contain asbestos.

Any change in its appearance should be recorded, and passed to Property Services.



### **Item 8 - Ref: Presumed**

The ceiling tiles to the store room (Rm 0/07) are presumed to contain asbestos.

Any change in its appearance should be recorded, and passed to Property Services.



### **Item 10 - Ref: Presumed**

The ceiling tiles to the store room (Rm 0/08) are presumed to contain asbestos.

Any change in its appearance should be recorded, and passed to Property Services.

## Photographs of Areas Sampled (Cont)



### **Various Ref: AW0428/08**

The orange floor tiles to the store room (Rm 0/08) do not contain asbestos (Item 11).

Similar flooring is located in room 0/07 (Item 9).

### **Item 12 - Ref: Presumed**



The ceiling tiles to the male toilets (Rm 0/09) are presumed to contain asbestos.

Any change in its appearance should be recorded, and passed to Property Services.



### **Item 13 - Ref: Presumed**

The ceiling tiles to the disabled toilet (Rm 0/10) are presumed to contain asbestos.

Any change in its appearance should be recorded, and passed to Property Services.

## Photographs of Areas Sampled (Cont)



### **Item 14 Ref: AW0428/08**

The ceiling tiles to the lobby (Rm 0/11) are presumed to contain asbestos.


Any change in its appearance should be recorded, and passed to Property Services.



### **Item 15 - Ref: Presumed**

The ceiling tiles to the female toilets (Rm 0/12) are presumed to contain asbestos.

Any change in its appearance should be recorded, and passed to Property Services.



### **Item 16 - Ref: Presumed**

The ceiling tiles to the cleaners cupboard (Rm 0/13) are presumed to contain asbestos.

Any change in its appearance should be recorded, and passed to Property Services.



## Photographs of Areas Sampled (Cont)



### **Item 17 Ref: Presumed**

The ceiling tiles to the store room (Rm 0/14) are presumed to contain asbestos.

Any change in its appearance should be recorded, and passed to Property Services.



### **Item 18 - Ref: Presumed**

The ceiling tiles to the cloakroom (Rm 0/15) are presumed to contain asbestos.

Any change in its appearance should be recorded, and passed to Property Services.



### **Item 19 - Ref: Presumed**

The ceiling tiles to the cupboard store (Rm 0/16) are presumed to contain asbestos.

Any change in its appearance should be recorded, and passed to Property Services.

## Photographs of Areas Sampled (Cont)



### **Item 20 Ref: Presumed**

The ceiling tiles to the staff toilets (Rm 0/17) are presumed to contain asbestos.

Any change in its appearance should be recorded, and passed to Property Services.



### **Item 21 - Ref: Presumed**

The ceiling tiles to the recess in the office (Rm 0/20) are presumed to contain asbestos.

Any change in its appearance should be recorded, and passed to Property Services.



### **Item 22 - Ref: Presumed**

The ceiling tiles to the corridor (Rm 0/21) are presumed to contain asbestos.

Any change in its appearance should be recorded, and passed to Property Services.

## Photographs of Areas Sampled (Cont)



### **Item 23 Ref: Presumed**

The ceiling tiles above the stage area in the main hall (Rm 0/23) are presumed to contain asbestos.

Any change in its appearance should be recorded, and passed to Property Services.



### **Item 24 - Ref: Presumed**

The wall panels at high level behind the girder in the main hall (Rm 0/23) are presumed to contain asbestos.

Any change in its appearance should be recorded, and passed to Property Services.



### **Item 25 - Ref: Presumed**

The ceiling tiles in the lobby (Rm 0/24) are presumed to contain asbestos.

Any change in its appearance should be recorded, and passed to Property Services.

## **Photographs of Areas Sampled (Cont)**



### **Item 26 Ref: Presumed**

The ceiling tiles to the female toilets (Rm 0/25) are presumed to contain asbestos.

Any change in its appearance should be recorded, and passed to Property Services.



### **Item 27 - Ref: Presumed**

The ceiling tiles to the cleaners cupboard (Rm 0/26) are presumed to contain asbestos.

Any change in its appearance should be recorded, and passed to Property Services.



### **Item 28 - Ref: Presumed**

The ceiling tiles to the classroom (Rm 0/27) are presumed to contain asbestos.

Any change in its appearance should be recorded, and passed to Property Services.

## Photographs of Areas Sampled (Cont)



### **Item 29 Ref: Presumed**

The ceiling tiles to the electrical cupboard (Rm 0/28) are presumed to contain asbestos.

Any change in its appearance should be recorded, and passed to Property Services.



### **Item 30 - Ref: Presumed**

The ceiling tiles to the classroom (Rm 0/29) are presumed to contain asbestos.

Any change in its appearance should be recorded, and passed to Property Services.



### **Item 31 - Ref: Presumed**

The ceiling tiles to the classroom (Rm 0/30) are presumed to contain asbestos.

Any change in its appearance should be recorded, and passed to Property Services.

## Photographs of Areas Sampled (Cont)



### **Item 32 Ref: AW0430/08**

The ceiling tiles to the store room (Rm 0/31) contain asbestos.

Any change in its appearance should be recorded, and passed to Property Services.



### **Item 33 Ref: AW0429/08**

The blue floor tiles to the store room (Rm 0/31) do not contain asbestos.



### **Item 34 - Ref: Presumed**

The ceiling tiles to the store room (Rm 0/32) are presumed to contain asbestos.

Any change in its appearance should be recorded, and passed to Property Services.



## Photographs of Areas Sampled (Cont)



### **Item 35 - Ref: Presumed**

The ceiling tiles to the store room (Rm 0/33) are presumed to contain asbestos.

Any change in its appearance should be recorded, and passed to Property Services.



### **Various Ref: AW0431/08**

The blue floor tiles to the store room (Rm 0/33) contain asbestos (Item 36).

Any change in its appearance should be recorded, and passed to Property Services.

Similar flooring is located in room 0/41.



### **Item 37 - Ref: Presumed**

The ceiling tiles to the classroom (Rm 0/34) are presumed to contain asbestos.

Any change in its appearance should be recorded, and passed to Property Services.

## Photographs of Areas Sampled (Cont)



### **Item 38 - Ref: Presumed**

The ceiling tiles to the male toilets (Rm 0/35) are presumed to contain asbestos.

Any change in its appearance should be recorded, and passed to Property Services.



### **Item 39 Ref: Presumed**

The ceiling tiles to the classroom (Rm 0/36) were presumed to contain asbestos.

*These were removed in August 2015.*



### **Item 40 - Ref: Presumed**

The ceiling tiles to the lobby (Rm 0/37) were presumed to contain asbestos.

*These ceiling tiles were removed in August 2015.*

## Photographs of Areas Sampled (Cont)



### **Item 42 - Ref: Presumed**

The ceiling tiles to the male toilets (Rm 0/38) were presumed to contain asbestos.

*These ceiling tiles were removed in August 2015.*



### **Item 43 Ref: Presumed**

The ceiling tiles to the classroom (Rm 0/39) were presumed to contain asbestos.

*These ceiling tiles were removed in August 2015.*



### **Item 44 - Ref: Presumed**

The ceiling tiles to the classroom (Rm 0/40) were presumed to contain asbestos.

*These ceiling tiles were removed in August 2015.*

## Photographs of Areas Sampled (Cont)



### **Item 45 - Ref: Presumed**

The ceiling tiles to the store room (Rm 0/41) were presumed to contain asbestos.

*These ceiling tiles were removed in August 2015.*



### **Item 46 Ref: Presumed**

The ceiling tiles to the store room (Rm 0/42) are presumed to contain asbestos.

*These ceiling tiles were removed in August 2015.*




### **Item 47 - Ref: Presumed**

The ceiling tiles to the classroom (Rm 0/43) were presumed to contain asbestos.

*These ceiling tiles were removed in August 2015.*

## Photographs of Areas Sampled (Cont)



### **Item 48 - Ref: Presumed**

The ceiling tiles to the store room (Rm 0/44) were presumed to contain asbestos.

*These ceiling tiles were removed in August 2015.*



### **Item 49 - Ref: Presumed**

The ceiling tiles to the store room (Rm 0/46) are presumed to contain asbestos.

*These were removed in August 2015.*



### **Item 50 - Ref: Presumed**

The ceiling tiles to the library/music (Rm 0/45) were presumed to contain asbestos.

*These ceiling tiles were removed in August 2015.*

## Photographs of Areas Sampled (Cont)



### **Item 51 - Ref: Presumed**

The ceiling tiles to the female toilets (Rm 0/47) were presumed to contain asbestos.

*These ceiling tiles were removed in August 2015.*



### **Item 52 - Ref: Presumed**

The ceiling tiles to the cleaners cupboard (Rm 0/48) were presumed to contain asbestos.

*These ceiling tiles were removed in August 2015.*




### **Item 53 - Ref: Presumed**

The pipework flange gaskets in the ceiling void of the corridor (Rm 0/49) are presumed to contain asbestos.

Any change in its appearance should be recorded, and passed to Property Services.



## **Photographs of Areas Sampled (Cont)**



### **Item 54 - Ref: Presumed**

The ceiling tiles to the lobby (Rm 0/51) are presumed to contain asbestos.

Any change in its appearance should be recorded, and passed to Property Services.



### **Item 55 - Ref: 247623-1**

The ceiling tiles to the kitchen (Rm 0/66) contain asbestos.

Any change in its appearance should be recorded, and passed to Property Services.



### **Item 56 - Ref: Presumed**

The ceiling tiles to the store room (Rm 0/67) contain asbestos.

Any change in its appearance should be recorded, and passed to Property Services.

## Photographs of Areas Sampled (Cont)



### **Item 57 - Ref: Presumed**

The ceiling tiles to the staff toilets (Rm 0/68) are presumed to contain asbestos.

Any change in its appearance should be recorded, and passed to Property Services.



### **Item 58 - Ref: Presumed**

The ceiling tiles to the staff room (Rm 0/69) are presumed to contain asbestos.

Any change in its appearance should be recorded, and passed to Property Services.



### **Item 59 - Ref: AW0433/08**

The green floor tiles to the staff room (Rm 0/69) contain asbestos.

Any change in its appearance should be recorded, and passed to Property Services.

## Photographs of Areas Sampled (Cont)



### **Item 60 - Ref: Presumed**

The ceiling tiles to the store room (Rm 0/71) are presumed to contain asbestos.

Any change in its appearance should be recorded, and passed to Property Services.



### **Item 61 - Ref: Presumed**

The ceiling tiles to the store room (Rm 0/72) are presumed to contain asbestos.

Any change in its appearance should be recorded, and passed to Property Services.



### **Item 62 - Ref: AW0434/08**

The brown floor tiles to the store room (Rm 0/73) do not contain asbestos.

## Photographs of Areas Sampled (Cont)



### **Item 63 - Ref: Presumed**

The ceiling tile above the doorway and within recess in the office (Rm 0/75) is presumed to contain asbestos.

Any change in its appearance should be recorded, and passed to Property Services.



### **Item 64 - Ref: AW0445/08**

The pipework insulation to the tank room (Rm M274) does not contain asbestos.



### **Item 65 - Ref: AW0437/08**

The roof felt to the building does not contain asbestos.

*(tested again on sample ref nos: 270749-1 & 270749-3 – no risk)*

## Photographs of Areas Sampled (Cont)



### **Item 66 - Ref: Presumed**

The backing to the black window infill panels to the exterior were presumed to contain asbestos.

*These have now been removed.*



### **Item 67 - Ref: Presumed**

The backing to the red infill panels to the exterior were presumed to contain asbestos.

*These have now been removed.*



### **Item 68 - Ref: 266362-4**

The floor tiles with bitumen adhesive in 001/ICT suite do not contain asbestos.



## Photographs of Areas Sampled (Cont)



### **Item 69 - Ref: 266362-2**

The floor screed beneath tiles in 001/ICT suite does not contain asbestos.



### **Item 70- Ref: As 266362-4**

The floor tiles with bitumen adhesive in 002/Year 6 classroom do not contain asbestos.



### **Item 71-Ref: As 266362-2**

The floor screed beneath tiles in 002/Year 6 classroom does not contain asbestos.

## Photographs of Areas Sampled (Cont)



### **Item 72-Ref: As 266362-4**

The floor tiles with bitumen adhesive in 005/Year 5 classroom do not contain asbestos.



### **Item 73-Ref: As 266362-2**

The floor screed beneath tiles in 005/Year 5 classroom does not contain asbestos.



### **Item 74-Ref: 266362-5**

The floor tiles with bitumen adhesive in 006/Staffroom do not contain asbestos.



## Photographs of Areas Sampled (Cont)



### **Item 75-Ref: 266362-6**

The floor screed beneath tiles in 006/Staffroom does not contain asbestos.



### **Item 76-Ref: As 266362-3**

The floor tiles with bitumen adhesive in 018/Office do not contain asbestos.



### **Item 77-Ref: As 266362-2**

The floor screed beneath tiles in 018/Office does not contain asbestos.

## Photographs of Areas Sampled (Cont)



### **Item 78-Ref: 266362-3**

The floor tiles with bitumen adhesive in 020/Head teacher room do not contain asbestos.



### **Item 79-Ref: As 266362-2**

The floor screed beneath tiles in 020/Head teacher room does not contain asbestos.



### **Item 80-Ref: As 266362-7**

The floor tiles with bitumen adhesive in 029/Year 3 classroom do not contain asbestos.

## Photographs of Areas Sampled (Cont)



### **Item 81-Ref: As 266362-8**

The floor screed beneath tiles in 029/Year 3 classroom does not contain asbestos.



### **Item 82-Ref: As 266362-7**

The floor tiles with bitumen adhesive 030/Year 4 classroom do not contain asbestos.



### **Item 83-Ref: As 266362-8**

The floor screed beneath tiles in 030/Year 4 classroom does not contain asbestos.



## Photographs of Areas Sampled (Cont)




### **Item 84-Ref: 266362-7**

The floor tiles with bitumen adhesive 034/Group teaching room do not contain asbestos.



### **Item 85-Ref: 266362-8**


The floor screed beneath tiles in 034/Group teaching room does not contain asbestos.



### **Item 86-Ref: 266362-9**

The floor tiles with bitumen adhesive in 036/Breakfast club do not contain asbestos.

### Photographs of Areas Sampled (Cont)



#### **Item 87-Ref: 266362-10**

The floor screed beneath tiles in 036/Breakfast club does not contain asbestos.



#### **Item 88-Ref: 266362-11**

The floor screed beneath tiles in 055/Reception does not contain asbestos.



#### **Item 89-Ref: 266362-12**

The floor tiles with bitumen adhesive in 062/Nursery do not contain asbestos.

## Photographs of Areas Sampled (Cont)



### **Item 90-Ref: 266362-13**

The floor screed beneath tiles in 062/Nursery does not contain asbestos.



### **Item 91-Ref: 266362-1**

The floor tiles with bitumen adhesive in 075/Main office do not contain asbestos.



### **Item 92-Ref: 266362-2**

The floor screed beneath tiles in 075/Main office does not contain asbestos.



## Photographs of Areas Sampled (Cont)



### **Item 93-Ref: As 270749-2**

The Sealant tot windows to rear of plastic fascias in externals Roof A area do not contain asbestos.



### **Item 94-Ref: 270749-2**

The Sealant to windows to rear of plastic fascias in externals Roof B area do not contain asbestos.



### **Item 95-Ref: 293720-1**

The Ceiling/boxing above entrance doors (& cupboards) in the main office contain asbestos.

This item was removed November 2018.



## Photographs of Areas Sampled (Cont)



### **Item 96-Ref: As 293720-1**

The back side of ceiling/boxing above entrance doors (& cupboards) in the main office (void above) contain asbestos.

This item was removed November 2018.



### **Item 97-Ref: 293720-2**

The board debris within boxing in the main office (void above) contains asbestos.

This item was removed November 2018.



### **Item 98-Ref: 293720-3**

The bitumen roof covering debris in the main office (void above) contains asbestos.

Any change in its appearance should be recorded, and passed to Property Services.

## Photographs of Areas Sampled (Cont)

### **Item 99 Ref: 367041-1**

**No Image Available**

The adhesive below parquet flooring in Reception (Rm 0/55) does not contain asbestos.

### **Item 100 Ref: 173107-3**



The floor covering below carpet in Rm 019/deputy heads office does not contain asbestos.

### **Item 101 Ref: As 173107-2**



The covering below two layers of floor covering in Rm 019/Deputy heads office does not contain asbestos.

## Photographs of Areas Sampled (Cont)

### **Item 102 Ref: 173107-1**



The covering below two layers of floor covering in Rm 021/Corridor does not contain asbestos.

### **Item 103 Ref: 173107-2**



The adhesive below carpet in Rm 024/lobby & Corridor does not contain asbestos.

**No Image Available**

### **Item 104 Ref: 247768-1**

The wood floor panels to base of fridge in the Walk-in fridge contain asbestos.

Any change in its appearance should be recorded and passed to Property Services.

## Photographs of Areas Sampled (Cont)

### **Item 105 Ref: 247768-2**

**No Image Available**

The packers to base of fridge in the Walk-in fridge contain asbestos.

Any change in its appearance should be recorded and passed to Property Services.

### **Item 106 Ref: 247768-3**

**No Image Available**

The general debris to floor in the Walk-in fridge contains asbestos.

Any change in its appearance should be recorded and passed to Property Services.

### **Item 107 Ref: As 247623-1**



The ceiling in Rm 003/Kitchen Toilet contains asbestos.

Any change in its appearance should be recorded and passed to Property Services.



## **Photographs of Areas Sampled (Cont)**

### **Item 108 Ref: As 247623-1**



The ceiling in Rm 004/Kitchen Store contains asbestos.

Any change in its appearance should be recorded and passed to Property Services.

### **Item 109 Ref: Presumed**



The panels above wooden ceiling in Rm 005/Kitchen Store are presumed to contain asbestos.

Any change in its appearance should be recorded and passed to Property Services.

### **Item 110 Ref: As 247623-1**



The ceiling in Rm 006/Kitchen Office contains asbestos.

Any change in its appearance should be recorded and passed to Property Services.


## Photographs of Areas Sampled (Cont)

### **Item 111 Ref: 247623-2**



The floor covering in Rm 006/Kitchen Office does not contain asbestos.

### **Item 112 Ref: 247623-4**



The screed to floor in Rm 007/Head teachers Office does not contain asbestos.

### **Item 113 Ref: 247623-3**



The ceiling in Rm 007/ Headteachers office cupboard contains asbestos.

Any change in its appearance should be recorded and passed to Property Services.

## Photographs of Areas Sampled (Cont)

### **Item 114 Ref: As 247623-4**



The screed to floor in Rm 007/Headteachers office cupboard does not contain asbestos.

### **Item 115 Ref: As 247623-3**



The ceiling in Rm 008/reception contains asbestos.

Any change in its appearance should be recorded and passed to Property Services.

### **Item 116 Ref: 247623-6**



The subfloor in Rm 009/IT Suite does not contain asbestos.



## Photographs of Areas Sampled (Cont)


### **Item 117 Ref: As 247623-3**



The ceiling in Rm 009/IT Suite contains asbestos.

Any change in its appearance should be recorded and passed to Property Services.

### **Item 118 Ref: As 247623-4**



The screed to floor in Rm 009/IT Suite does not contain asbestos.

### **Item 119 Ref: 20-27587-1**



The walls rear of ceramic tiles adhesive in Kitchen within reception area do not contain asbestos.

## Photographs of Areas Sampled (Cont)

### **Item 120 Ref: As 20-27587-1**



The walls rear of ceramic tiles adhesive in Reception WC Area do not contain asbestos.

### **Item 121 Ref: 22-42201-1**



The walls behind whiteboard (Area 1/Year 6 Classroom) do not contain asbestos.

### **Item 122 Ref: 22-42201-1**



The walls behind whiteboard (Area 5/Year 2 Classroom) do not contain asbestos.

## Five Simple Steps to Asbestos Management

Each property has a nominated site asbestos monitoring officer (SAMO). The SAMO is responsible for maintaining this register and ensuring all necessary personnel are aware of the register including all maintenance, construction and service installers; undertaking periodic inspections and liaising with the Departmental Asbestos Co-ordinator and the Asbestos Manager in Property Services as necessary.

The SAMO's role is very important but this guide is hoped to ensure the requirements are easy and simple to follow.

### Step 1 – Receiving the Register

The SAMO is the tenant.

And the person is responsible for the register, where it is located and that it is kept up to date.

The register contains a plan of the premises and a photographic schedule of where the asbestos is and what risk is associated.

The SAMO must make all employees aware of the locations and should let any contractors entering the building view the register before any work is started.

### Step 2 – Periodic Inspections

The SAMO must look at the locations photographed and compare the asbestos now to when the photograph was taken and complete the checklist attached (Form 2).

The checklists are to be completed periodically in accordance with the schedule attached.

Should the SAMO come across some asbestos which has been disturbed, whether during refurbishment works or during the normal course of wear and tear, they should complete Form 4 as far as possible and contact Property Services for advice and remedial action.

In the meantime, they should ensure that access to the area containing the disturbed or damaged asbestos is prohibited until Property Services has made recommendations.

### Step 3 – Planned Work

All planned works that may disturb or danger any asbestos indicated, should be reported to Property Services using form 3 at least 21 days before the work is due to commence.

#### Step 4 – Contractors on Site

If a contractor arrives on site, the SAMO must :

- a. Make sure they read/view the register
- b. Get contractor to sign register to say he has read it (Form1).
- c. Get confirmation from the contractor that proposed works will not disturb any asbestos areas.
- d. If area is disturbed that was not identified in Register, advise Property Services immediately and complete Form 4.

#### Step 5 – Monitoring the Register

On completion of work get contractor to sign to say they didn't disturb any areas.

If alterations have occurred details should be forwarded to Property Services.

If you, as SAMO, are to leave your post, please notify your Departmental Co-ordinator to appoint another person and notify Property Services and the front of your register.

In the event of an exposure of asbestos, please refer to the site specific emergency procedures held in the school asbestos management plan. However, as a minimum:

- Seal the area off completely. (Lock the area off if possible and post a notice on the door, "No access - Contact ..... " )
- If there is any air movement systems within the premises, shut it off.
- Contact the Asbestos Manager on 07557 938966 immediately. Who will arrange for any remedial works / air monitoring.
- Start to complete the "Registration of Disturbances" form, which is in your register (Section 10 in the new style register).

Once the remedial works have been carried out and a clear air test certificate has been issued. Access to the area can be re-opened.

In the event that you are unable to contact the Asbestos Manager, please contact the Civic Centre on 520 5555 and ask for assistance from a building surveyor. Out of hours ring the City Alarm and Emergency Control room on 553 1999.

**In the event of a fire (or drill), the asbestos register must be taken outside to show the emergency services.**

## Commonly Asked Questions.

- **How often should SAMO's undertake inspections of asbestos containing materials?**  
The Asbestos Manager will inform the SAMO of how often the inspections should be undertaken.
- **What should a SAMO do if the asbestos containing materials are disturbed or damaged?**  
The SAMO should prohibit access to the areas until the Asbestos Manager in Property Services has been contacted and given recommendations.
- **Can employees put up decorations onto asbestos containing materials?**  
No decorations should be attached to asbestos containing materials. However, it is understood that some decoration is already attached to asbestos containing materials and these should be left in place.
- **Can a room with asbestos containing materials in the ceiling and wall be painted?**  
Yes, as long as the material is not rubbed or sanded down, as this may result in the release of asbestos fibres.
- **Why isn't all asbestos containing materials removed from buildings?**  
Because it is safer to leave asbestos containing materials in good condition in buildings. Removing the materials will result in a greater risk to health because of the consequential release of fibres.
- **When will asbestos containing material be removed from my building?**  
Asbestos containing materials will be removed if work involves the disturbance of the material e.g. during the refurbishment or dismantling of part of the building or structure.
- **What should a SAMO do if he/she has had no training in use of the register?**  
The SAMO should ring the Departmental Co-ordinator who will arrange training.

**Form 2**Inspection Schedule

Picture	Location	Risk	Inspection Frequency	Date of return
<i>Item 1</i>	<i>Ceiling tiles – Rm 0/01</i>	<i>Medium</i>	<i>3 monthly</i>	<i>03.09.25</i>
<i>Item 2</i>	<i>Ceiling tiles – Rm 0/02</i>	<i>Medium</i>	<i>3 monthly</i>	<i>03.09.25</i>
<i>Item 3</i>	<i>Ceiling tiles – Rm 0/03</i>	<i>Medium</i>	<i>3 monthly</i>	<i>03.09.25</i>
<i>Item 4</i>	No asbestos	Is Present		
<i>Item 5</i>	<i>Ceiling tiles – Rm 0/04</i>	<i>Low</i>	<i>6 monthly</i>	<i>03.09.25</i>
<i>Item 6</i>	<i>Ceiling tiles – Rm 0/05</i>	<i>Medium</i>	<i>3 monthly</i>	<i>03.09.25</i>
<i>Item 7</i>	<i>Ceiling tiles – Rm 0/06</i>	<i>Medium</i>	<i>3 monthly</i>	<i>03.09.25</i>
<i>Item 8</i>	<i>Ceiling tiles – Rm 0/07</i>	<i>Medium</i>	<i>3 monthly</i>	<i>03.09.25</i>
<i>Item 9</i>	No asbestos	Is Present		
<i>Item 10</i>	<i>Ceiling tiles – Rm 0/08</i>	<i>Medium</i>	<i>3 monthly</i>	<i>03.09.25</i>
<i>Item 11</i>	No asbestos	Is Present		
<i>Item 12</i>	<i>Ceiling tiles – Rm 0/09</i>	<i>Medium</i>	<i>3 monthly</i>	<i>03.09.25</i>
<i>Item 13</i>	<i>Ceiling tiles – Rm 0/10</i>	<i>Medium</i>	<i>3 monthly</i>	<i>03.09.25</i>
<i>Item 14</i>	<i>Ceiling tiles – Rm 0/11</i>	<i>Medium</i>	<i>3 monthly</i>	<i>03.09.25</i>
<i>Item 15</i>	<i>Ceiling tiles – Rm 0/12</i>	<i>Medium</i>	<i>3 monthly</i>	<i>03.09.25</i>
<i>Item 16</i>	<i>Ceiling tiles – Rm 0/13</i>	<i>Medium</i>	<i>3 monthly</i>	<i>03.09.25</i>
<i>Item 17</i>	<i>Ceiling tiles – Rm 0/14</i>	<i>Low</i>	<i>6 monthly</i>	<i>03.09.25</i>
<i>Item 18</i>	<i>Ceiling tiles – Rm 0/15</i>	<i>Medium</i>	<i>3 monthly</i>	<i>03.09.25</i>
<i>Item 19</i>	<i>Ceiling tiles – Rm 0/16</i>	<i>Medium</i>	<i>3 monthly</i>	<i>03.09.25</i>
<i>Item 20</i>	<i>Ceiling tiles – Rm 0/17</i>	<i>Medium</i>	<i>3 monthly</i>	<i>03.09.25</i>
<i>Item 21</i>	<i>Ceiling tiles – Rm 0/20</i>	<i>Low</i>	<i>6 monthly</i>	<i>03.09.25</i>
<i>Item 22</i>	<i>Ceiling tiles – Rm 0/21</i>	<i>Low</i>	<i>6 monthly</i>	<i>03.09.25</i>



<b>Item 23</b>	<b>Ceiling tiles – Rm 0/23</b>	<b>Medium</b>	<b>3 monthly</b>	<b>03.09.25</b>
<b>Item 24</b>	<b>Wall panels – Rm 0/23</b>	<b>Low</b>	<b>6 monthly</b>	<b>03.09.25</b>
<b>Item 25</b>	<b>Ceiling tiles – Rm 0/24</b>	<b>Medium</b>	<b>3 monthly</b>	<b>03.09.25</b>
<b>Item 26</b>	<b>Ceiling tiles – Rm 0/25</b>	<b>Low</b>	<b>6 monthly</b>	<b>03.09.25</b>
<b>Item 27</b>	<b>Ceiling tiles – Rm 0/26</b>	<b>Low</b>	<b>6 monthly</b>	<b>03.09.25</b>
<b>Item 28</b>	<b>Ceiling tiles – Rm 0/27</b>	<b>Low</b>	<b>6 monthly</b>	<b>03.09.25</b>
<b>Item 29</b>	<b>Ceiling tiles – Rm 0/28</b>	<b>Low</b>	<b>6 monthly</b>	<b>03.09.25</b>
<b>Item 30</b>	<b>Ceiling tiles – Rm 0/29</b>	<b>Medium</b>	<b>3 monthly</b>	<b>03.09.25</b>
<b>Item 31</b>	<b>Ceiling tiles – Rm 0/30</b>	<b>Low</b>	<b>6 monthly</b>	<b>03.09.25</b>
<b>Item 32</b>	<b>Ceiling tiles – Rm 0/31</b>	<b>Medium</b>	<b>3 monthly</b>	<b>03.09.25</b>
<b>Item 33</b>	No asbestos	Is Present		
<b>Item 34</b>	<b>Ceiling tiles – Rm 0/32</b>	<b>Medium</b>	<b>3 monthly</b>	<b>03.09.25</b>
<b>Item 35</b>	<b>Ceiling tiles – Rm 0/33</b>	<b>Medium</b>	<b>3 monthly</b>	<b>03.09.25</b>
<b>Item 36</b>	No asbestos	Is Present		
<b>Item 37</b>	<b>Ceiling tiles – Rm 0/34</b>	<b>Medium</b>	<b>3 monthly</b>	<b>03.09.25</b>
<b>Item 38</b>	<b>Ceiling tiles – Rm 0/35</b>	<b>Medium</b>	<b>3 monthly</b>	<b>03.09.25</b>
Item 39	Ceiling tiles – Rm 0/36	Medium		Removed August 2015
Item 40	Ceiling tiles – Rm 0/37	Low		Removed August 2015
<b>Item 41</b>	No asbestos	Is Present		
Item 42	Ceiling tiles – Rm 0/38	Low		Removed August 2015
Item 43	Ceiling tiles – Rm 0/39	Medium		Removed August 2015
Item 44	Ceiling tiles – Rm 0/40	Medium		Removed August 2015
Item 45	Ceiling tiles – Rm 0/41	Low		Removed August 2015
Item 46	Ceiling tiles – Rm 0/42	Low		Removed August 2015
Item 47	Ceiling tiles – Rm 0/43	Medium		Removed August 2015



Item 48	Ceiling tiles – Rm 0/44	Low		Removed August 2015
Item 49	Ceiling tiles – Rm 0/46	Medium		Removed August 2015
Item 50	Ceiling tiles – Rm 0/45	Low		Removed August 2015
Item 51	Ceiling tiles – Rm 0/47	Low		Removed August 2015
<i>Item 52</i>	<i>Ceiling tiles – Rm 0/48</i>	<i>Low</i>	<i>6 monthly</i>	<i>03.09.25</i>
<i>Item 53</i>	<i>Gaskets – Rm 0/49</i>	<i>Very Low</i>	<i>Do Not</i>	<i>Inspect</i>
<i>Item 54</i>	<i>Ceiling tiles – Rm 0/51</i>	<i>Low</i>	<i>6 monthly</i>	<i>03.09.25</i>
<i>Item 55</i>	<i>Ceiling tiles – Rm 0/66</i>	<i>Low</i>	<i>6 monthly</i>	<i>03.09.25</i>
<i>Item 56</i>	<i>Ceiling tiles – Rm 0/67</i>	<i>Medium</i>	<i>3 monthly</i>	<i>03.09.25</i>
<i>Item 57</i>	<i>Ceiling tiles – Rm 0/68</i>	<i>Low</i>	<i>6 monthly</i>	<i>03.09.25</i>
<i>Item 58</i>	<i>Ceiling tiles – Rm 0/69</i>	<i>Medium</i>	<i>3 monthly</i>	<i>03.09.25</i>
<i>Item 59</i>	<i>Floor tiles – Rm 0/69</i>	<i>Very low</i>	<i>12 monthly</i>	<i>03.03.26</i>
<i>Item 60</i>	<i>Ceiling tiles – Rm 0/71</i>	<i>Low</i>	<i>6 monthly</i>	<i>03.09.25</i>
<i>Item 61</i>	<i>Ceiling tiles – Rm 0/72</i>	<i>Medium</i>	<i>3 monthly</i>	<i>03.09.25</i>
<i>Item 62</i>	<i>No asbestos</i>	<i>Is Present</i>		
<i>Item 63</i>	<i>Ceiling tiles – Rm 0/75</i>	<i>Medium</i>	<i>3 monthly</i>	<i>03.09.25</i>
<i>Item 64</i>	<i>No asbestos</i>	<i>Is present</i>		
<i>Item 65</i>	<i>No asbestos</i>	<i>Is present</i>		
Item 66	Black window panels	Low		Removed
Item 67	Red window panels	Low		Removed
<i>Item 68</i>	<i>No asbestos</i>	<i>Is present</i>		
<i>Item 69</i>	<i>No asbestos</i>	<i>Is present</i>		
<i>Item 70</i>	<i>No asbestos</i>	<i>Is present</i>		
<i>Item 71</i>	<i>No asbestos</i>	<i>Is present</i>		
<i>Item 72</i>	<i>No asbestos</i>	<i>Is present</i>		
<i>Item 73</i>	<i>No asbestos</i>	<i>Is present</i>		
<i>Item 74</i>	<i>No asbestos</i>	<i>Is present</i>		
<i>Item 75</i>	<i>No asbestos</i>	<i>Is present</i>		

Item 76	No asbestos	Is present		
Item 77	No asbestos	Is present		
Item 78	No asbestos	Is present		
Item 79	No asbestos	Is present		
Item 80	No asbestos	Is present		
Item 81	No asbestos	Is present		
Item 82	No asbestos	Is present		
Item 83	No asbestos	Is present		
Item 84	No asbestos	Is present		
Item 85	No asbestos	Is present		
Item 86	No asbestos	Is present		
Item 87	No asbestos	Is present		
Item 88	No asbestos	Is present		
Item 89	No asbestos	Is present		
Item 90	No asbestos	Is present		
Item 91	No asbestos	Is present		
Item 92	No asbestos	Is present		
Item 93	No asbestos	Is present		
Item 94	No asbestos	Is present		
Item 95	Ceiling/boxing – Rm 075	Low Risk		Removed Nov 2018
Item 96	Back side of ceiling/boxing – Rm 075 void above	Low Risk		Removed Nov 2018
Item 97	Board debris within boxing – Rm 075 void above	Low Risk	6 monthly	Removed Nov 2018
<b>Item 98</b>	<b>Bitumen roof covering debris – Rm 075 void above</b>	<b>Very Low Risk</b>	<b>Do Not</b>	<b>Inspect</b>
Item 99	No asbestos	Is present		
Item 100	No asbestos	Is present		
Item 101	No asbestos	Is present		
Item 102	No asbestos	Is present		
Item 103	No asbestos	Is present		
<b>Item 104</b>	<b>Wood floor panels to base of fridge - Walk in fridge</b>	<b>Very Low Risk</b>	<b>Do Not</b>	<b>Inspect</b>
<b>Item 105</b>	<b>Packers to base</b>	<b>Very Low</b>	<b>Do Not</b>	<b>Inspect</b>

	<i>of fridge - Walk in fridge</i>	<i>Risk</i>		
<i>Item 106</i>	<i>General debris to floor - Walk in fridge</i>	<i>Very Low Risk</i>	<i>Do Not</i>	<i>Inspect</i>
<i>Item 107</i>	<i>Ceiling - Rm 003/Kitchen Toilet</i>	<i>Low Risk</i>	<i>6 monthly</i>	<i>03.09.25</i>
<i>Item 108</i>	<i>Ceiling - Rm 004/Kitchen Store</i>	<i>Low Risk</i>	<i>6 monthly</i>	<i>03.09.25</i>
<i>Item 109</i>	<i>Presumed - Panels above wooden ceiling - Rm 005/ Kitchen Store</i>	<i>Low Risk</i>	<i>6 monthly</i>	<i>03.09.25</i>
<i>Item 110</i>	<i>Ceiling - Rm 006/Kitchen Office</i>	<i>Low Risk</i>	<i>6 monthly</i>	<i>03.09.25</i>
<i>Item 111</i>	<i>No asbestos</i>	<i>Is present</i>		
<i>Item 112</i>	<i>No asbestos</i>	<i>Is present</i>		
<i>Item 113</i>	<i>Ceiling - Rm 007/Headteachers office cupboard</i>	<i>Low Risk</i>	<i>6 monthly</i>	<i>03.09.25</i>
<i>Item 114</i>	<i>No asbestos</i>	<i>Is present</i>		
<i>Item 115</i>	<i>Ceiling - Rm 008/reception</i>	<i>Low Risk</i>	<i>6 monthly</i>	<i>03.09.25</i>
<i>Item 116</i>	<i>No asbestos</i>	<i>Is present</i>		
<i>Item 117</i>	<i>Ceiling - Rm 009/IT Suite</i>	<i>Low Risk</i>	<i>6 monthly</i>	<i>03.09.25</i>
<i>Item 118</i>	<i>No asbestos</i>	<i>Is present</i>		
<i>Item 119</i>	<i>No asbestos</i>	<i>Is present</i>		
<i>Item 120</i>	<i>No asbestos</i>	<i>Is present</i>		
<i>Item 121</i>	<i>No asbestos</i>	<i>Is present</i>		
<i>Item 122</i>	<i>No asbestos</i>	<i>Is present</i>		

**Form 2****Periodic Return**

<b>School</b>	
<b>Date of Inspection</b>	
<b>Inspection By (signature)</b>	
<b>Print Name</b>	

**Good Practice Guidance:**

- Take photographs of ACMs for each inspection and store for future reference
- Compare previous photographs with current condition state to determine whether there has been any deterioration since the last inspection
- Replace missing/damaged asbestos labels/stickers

<u>Ref:</u>	<u>Condition</u> Same/change	<u>Action Required</u> Yes/No	<u>Comments</u>
-------------	---------------------------------	----------------------------------	-----------------

Sunderland  
City Council

**For Office Use Only**

<b>Actions Required</b>	
<b>Actions Completed</b>	
<b>Alterations to Register</b>	