






CHAPELGARTH

REGULATORY PLAN 02:
ACCESS, MOVEMENT AND STREETS

SCALE 1:5000 @ A3

26-03-2016
944/REG02_RevA

KEY
FIXED ELEMENTS

-  PRIMARY
-  SECONDARY
DOUBLE SIDED
-  SECONDARY
SINGLE SIDED
-  RISES
-  LANES

 VEHICLE CONNECTION
ONTO WEYMOUTH RD

FLEXIBLE ELEMENTS

-  RISES
-  LANES
-  GREEN STREETS